



LAKES
SHOWERING SPACES



*Designed
for life*

Designed for Life

We aim to create great showering experiences.

Those few blissful moments in the shower are rare opportunities in our busy days to unwind and refresh. It's a time to think, relax and recharge our batteries.

From the clarity of glass to the quiet glide of doors, and reassuring feel of the tray underfoot, our team considers every element of the showering space and how it suits the people using it.

So, whatever your need, style, scale or budget our intelligent design solutions make showering anything but routine.



Bev Brown
Managing Director



It's all in the detail



What does quality mean to you?

Our senses of sight, sound and touch combine – often unconsciously – to define quality, and it's often the intangible details that make all the difference.

We've examined every component of the showering space and how each contributes to the feeling of quality.

Softly-closing doors; refined hardware; and handles that feel reassuringly solid and comfortable in the hand. Beautiful, crystal clear, specially treated glass that doesn't scratch. Trays that feel solid and don't wobble underfoot. Elegant designs and solutions for multi-generational living. They may not sound revolutionary, but together they add up to a feeling that's more 'ooh' than 'ok'.

We've even engineered things you don't spot immediately but make a huge difference when it comes to cleaning and maintenance like simple to operate quick-release doors and unique interlocking caps.

Lakes' quality extends beyond ergonomics and craftsmanship. Our service is simply the best in the business and our precision engineering gives us the confidence to offer a no-quibble lifetime transferable guarantee.

Attention to detail counts – because when we get it right, you can simply get on with enjoying your showering space.



Lakes glass

Glass you see straight through.

Showering spaces are mostly glass, but it's the last thing you see because the eye is drawn to the shiny fixtures and fittings. In fact, the better the glass, the less you notice it. Lakes Glass has been developed to ensure a crystal clear, smear-free shower that doesn't detract from your beautiful bathroom.

Glass to give your bathroom a clear edge.

You may not have noticed it before, but the iron-oxide content of normal glass gives it a green tinge. It's most evident when you look at the edge of the glass – and the thicker the glass, the greener it gets – but it also tints everything seen through it.

That's why we introduced PureVue^{HD} with reduced iron for dramatically clearer glass. From your carefully chosen bathroom tiling and décor to fittings and accessories, you will see a purer true-colour vision of your bathroom.

Glass that stays clear and sparkling.

Your shower is where you unwind and relax. But it's hard to relax when you're distracted by scratched glass and hard-to-clean limescale, smears or soap scum. Lakes Glass with AllClear[®] has a high-tech nano-bonded treatment on both sides of the glass which means water, limescale and soap scum slide off the glass rather than sticking to it. It stays clear and clean.

Glass with added value built in.

Some manufacturers imply thicker glass is better quality. But thicker is not better, it's just thicker. In some designs thickness adds strength, but in most cases thicker glass just adds weight and cost without extra benefit.

Quality is defined by how showering spaces perform. How they stay looking great. How they add sparkle and clarity. How they save time, energy and effort of cleaning.

Lakes Glass. A superior quality showering experience.



Lakes glass...
for a superior
showering experience

Lakes glass



PureVue^{HD}

Experience the true colours of your showering space with PureVue^{HD} crystal clear, low iron glass.

PureVue^{HD} low iron glass reduces the green hue in normal glass to near-zero, so glass is clearer, lighter and brighter.

PureVue^{HD} is included in our Island and Coastline Collections, and selected Walk-Ins at no extra cost.

Normal glass has a green tinge




“ I have found AllClear[®] brilliant. I live in an area where the water is particularly hard and AllClear keeps my shower screen sparkling clean. The water seems to bounce off the glass, leaving no need for constant cleaning. I would definitely recommend this product. ”

Fiona Clissold, Trustpilot



AllClear[®]
from Lakes



Less time scrubbing, more 'me' time.

The shower is often one of the most in-demand utilities in a busy household, which can make it hard to keep clean and looking good.

That's why we introduced AllClear[®] advanced glass coating, available on both sides of the glass as standard and at no extra cost.

A simple wipe clean with a damp cloth of the specially-treated glass keeps it looking like new, so your relaxing shower isn't spoiled by smears and smudges or having to squeegee when you step out.

Lakes Glass with AllClear[®] is 10 times more scratch and impact resistant than normal glass, so it can handle whatever life throws at it.

The science behind ultra-clear glass.

The microscopic nanoparticles in AllClear's innovative bonded coating fills the microscopic gaps in the naturally pitted surface of the glass to ensure water, limescale and soap scum simply slide off. So it's less scrubbing for you and it removes the need for harsh chemical cleaners that can harm the environment.

Watch our video here:

www.lakeshoweringspaces.com/allclear-glass-coating

Made by Lakes. Built for life.

Showers are important places in our lives. A personal sanctuary where we wash away our cares, relax and refresh. They are crucial to day-to-day life in many households. So when it comes to buying or replacing a showering space, it helps to know your sanctuary is backed by reliable quality assurance.

Lakes' no-quibble Lifetime Guarantee is also transferable. So even if you move home, the new owner will still be covered. If you have a problem with any part of your Lakes showering space, we will sort it out. Quickly. Our efficient customer service means parts will probably arrive the next day. Another reason why we're recommended by homeowners, stockists and installers across the UK.



Island
COLLECTION

Lakes Definitions
EXCLUSIVE TO ISLAND

High-specification design and outstanding elegance for an instant calming effect. Personalise your beautifully engineered showering space with contrasting Lakes Definitions handles and highlights. Pages 16-25.



Walk-In
COLLECTION

Step into quality with our wide range of Walk-In showering spaces. A perfect balance of style and practicality, it's easy to see why they're so popular. Pages 26-41.

Coastline
COLLECTION

Let your shower take centre stage, or add a touch of understated elegance to a smaller space – the possibilities are endless with Coastline. Pages 42-52.

BAY SERIES

Precision engineered to ensure every detail screams effortless style and sophistication. Pages 53-59.

Innovative and stylish showering spaces for all of today's lifestyles.

Lakes Stone
PREMIUM SHOWER TRAYS

Treat your feet with our tactile stone resin shower trays. The low profile and sleek designs look stunning in any bathroom. Pages 102-104.



Bath Screens

Banish that unsightly, unhygienic shower curtain with a modern glass screen to add a touch of elegance. Pages 88-99.



Classic
COLLECTION

Invalidate your senses with good looks, a quality finish, in any configuration you can imagine. Pages 60-87.



Lakes Additions

Sometimes small additions to your showering space can make all the difference, without compromising on quality or looks. Pages 106-108.

Kinden to the environment

We're all responsible for saving the planet - so Lakes has taken steps to be certified Carbon Neutral.

The threat posed by climate change is a daily reminder that we need to change how we live as businesses and consumers.

Naturally, we recycle all our product waste, as well as our site and office waste, and our product packaging is 100% recyclable too. To complete the recycling loop, we are also working with customers to take back our used packaging from installers through participating stockists.

Our recyclable packaging removes 2,000 kilometres of plastic banding and two million pieces of polystyrene a year from landfill. Smart design also makes our product packaging safer and easier to handle.

We continue to work with Carbon Footprint Ltd to offset the carbon emissions produced in the day-to-day running of our business by investing in environmental projects. For this work, Lakes is proud to have been awarded the Carbon Footprint Standard and recognised as a Carbon Neutral Plus organisation.



“ Ten years ago I purchased a Lakes shower screen and tray, which has served us admirably. On two occasions we have needed replacement parts and your sales staff responded with the upmost efficiency. Your sales staff are indeed a credit to your company. ”

Gordon Taylor, Nottinghamshire

“ We have just had the Lakes Bergen shower door fitted. Couldn't be more pleased, it's a top class product. Water simply runs off the glass and it glides open and closes beautifully. It really looks stunning, a quality product. ”

PT. Reading

You're in good company

“ Some dozen years ago we refitted a bathroom, choosing Lakes products for a shower door and side panel. Your colleagues at that time couldn't have been more helpful. Fast forward ten years and we had a second home in need of a bathroom refit. Impressed by our previous experience we used Lakes products again and have not been disappointed. I don't make new year resolutions but I'm trying to remember to compliment people whenever it is deserved. So I thought I'd let you know the long-term effect of your excellent customer service. ”

David Oliver



*Showroom Exclusive


18	Aruba* with Lakes Definitions
20	Antigua* with Lakes Definitions
21	Grenada
22	Martinique
23	Barbados
24	Cayman
25	Tobago
110-115	Specifications and Prices



62	Low Threshold Double Door Quadrant
64	Double Door Quadrant
65	Single Door Quadrant
66	Easy-fit Quadrant
67	Pivot Door with integrated In-line Panel
68	Pivot Door, Semi-framed
69	Pivot Door, Framed
70	Bi-fold Door, Semi-framed
71	Bi-fold Door, Framed
72	Seated Shower Tray and In-line Panel with Bi-Fold and Pivot Door
73	Over Bath Double Door Slider
74	Slider Door, Semi-framed
75	Low Threshold Slider Door
76	Slider Door, Framed
78	Double Door Slider, Semi-framed
79	Corner Entry, Framed
80	Corner Entry, Semi-framed
82	Pentagon, Semi-framed
83	Pentagon, Framed
84	Classic Side Panel, Semi-framed
85	Classic Side Panel, Framed
86	In-line Panel Pack
138-155	Specifications and Prices

Styles to suit all tastes

Seated Shower Tray and Walk-In	28
Rhodes	30
Palma	31
Andora	32
Classic Walk-in	33
Marseilles	34
Nice	35
Levanzo	36
Classic Shower Screen	37
Alassio	38
Riviera	40
Cannes	41
Specifications and Prices	116-127



*Showroom Exclusive

104	Lakes Stone, Premium Shower Trays*
105	Traditional and Contemporary Tray Ranges
105	Easy Plumb Kits
161-165	Specifications and Prices



90	Island Hinged Bath Screen
91	Coastline Hinged Bath Screen
92	Coastline and Classic Curved Bath Screen
93	Coastline and Classic Square Bath Screen
94	Classic Sculpted Bath Screen
96	Classic Curved Hinged Bath Screen
97	Classic Shower Curtain Panel
98	Classic Framed Bath Screens
156-160	Specifications and Prices



*Showroom Exclusive

44	Talsi	BAY SERIES*
46	Malmo	54 Bracklesham
47	Valmiera	55 St. Ives
48	Sorong	56 Carradale
50	Bergen	57 Sandown
51	Narva	58 Bay Side Panel
52	Coastline Side Panel	134-137 Specifications and Prices
128-133	Specifications and Prices	



107	Shower Seats
108	Grab Bars & Rails
166-167	Specifications and Prices

*Chic
without
the high
maintenance*

Island
COLLECTION

The understated elegance, sleek lines and high spec finishes of Island create a luxurious, boutique feel to be admired for years to come.

Showroom Exclusive

8mm Glass

Island



8mm Glass

Island



Aruba | Lakes Definitions EXCLUSIVE TO ISLAND

The Aruba slider & side panel surrounds you with extensive glass for that ultimate feeling of light and space. This high-specification design includes a chrome cast handle with matching profile caps, PureVue^{HD} for ultra-clear glass, a low threshold for easy and safe access, and a softly closing door that glides effortlessly to a near-silent stop at the touch of a finger. Four other stylish colour options for the handle and profile caps are available from Lakes Definitions. These include gold, rose gold, nickel and matt black. Aruba is accessorised here with a gold handle and gold profile caps for that perfect finishing touch to this chic showering space.

For size specifications and prices go to page 110.

Aruba Slider 1000mm LK860-100S & LK860-100DG with Aruba Side Panel 700mm LK861-070S, Gold Handle & Gold Profile Caps Set DEF-CH-GOLD

Showroom Exclusive

Island

8mm Glass

Antigua Slider 1000mm LK860-100S & LK860-100DC with chrome handle and profile caps as standard. Shown with Lakes Stone shower tray in Cotswold Grey



Pure Vue^{HD}
Clearly Superior Glass

Antigua | Lakes Definitions

EXCLUSIVE TO ISLAND

The Antigua slider has all the performance benefits of the Aruba, including a chrome cast handle and chrome profile caps as standard, but excludes the side panel for a stylish showering space fit for recess or alcove spaces. Antigua can be personalised with Lakes Definitions to match the look and style of your bathroom or shower room. See page 19.

For size specifications and prices go to page 111.

Grenada 900mm LK801-090S Hinged Door & 900mm LK805-090S Side Panel



Pure Vue^{HD}
Clearly Superior Glass

Grenada

Beautifully understated and inspired by Grenada's wide horizons, this showering space surrounds you with crystal clear, frameless glass.

For size specifications and prices go to page 112.

Island

8mm Glass



Martinique

Clean lines, stylish handle and refined hinges add to the beautiful, 'free-floating' design of the Martinique hinged panel and door.

For size specifications and prices go to page 113.



Martinique 1200mm LK804-070S & LK803-050S Hinged Panel & Door



Barbados 900mm LK801-090S Hinged Door

Barbados

Less really is more with this frameless hinged door. Simple lines and sparkling glass evoke the natural beauty and laid back style of the Caribbean for a truly relaxing experience.

For size specifications and prices go to page 113.





PureVue^{HD} Clearly Superior Glass

Island 8mm Glass

Cayman

Step barefoot into the embrace of our Cayman hinged door with in-line panel, bringing minimalist design to any alcove space and making the most of PureVue^{HD} crystal clear glass.

For size specifications and prices go to page 114



PureVue^{HD} Clearly Superior Glass

Island 8mm Glass

Tobago

A combination of minimalist design and extensive glass makes Tobago the glistening jewel in the crown for this Collection.

For size specifications and prices go to page 115.

Made
to last

Walk-In
COLLECTION

Fall in love at first sight, admire the stunning good looks, enjoy the practicality, savour the soul-nourishing sanctuary, marvel at the low maintenance. Think to yourself, "this one will last..."

6mm Glass

Walk-Ins



LKST8015 Seated Shower Tray with CLWSTT20RS & CLWSDG Right-Hand Walk-In

6mm Glass

Walk-Ins

Seated Shower Tray and Walk-In

Walk in, take a seat and enjoy showering in comfort. A wonderfully elegant design solution that is ideal for multi-generational living.

For size specifications and prices go to page 116.

Walk-Ins
8mm Glass

LK814-105S 1050mm Rhodes Shower Panel with LK818-080S End Panel, LK810-080S Side Panel and 200mm Bypass Panel



Rhodes

Maximum impact meets minimalist style and inspired design. With its functional step-out area, Rhodes is a real sanctuary for blissful showering.

For size specifications and prices go to page 117.



LK812-110S 1100mm Palma Shower Panel with LK810-080S Side Panel and 320mm Bypass Panel



Palma

Press pause and unwind in our beautifully spacious Palma design for an enriched feeling of light and space.

For size specifications and prices go to page 118.



Walk-Ins
8 & 10mm Glass



Andara

Strong, clean lines give the Andara a classic glamour that stays looking fresh. The option of a side panel completes the sleek look of this showering space.

For size specifications and prices go to page 119.

LK814-105S Andora Shower Panel with LK818-080S End Panel and 200mm Bypass Panel

CLWS140S & CLWSDG Silver Walk-In with additional Side (LWSP080S) and Return Panels (LWRP080S)



Classic Walk-In

This versatile Walk-In creates a perfect showering experience, using a combination of front, side and return glass panels for the ultimate feeling of space.

For size specifications and prices go to page 120.



Marseilles

A modern classic reflecting real beauty. Combine with our premium stone resin rectangular shower tray – Lakes Stone – for the best in chic and practical design.

For size specifications and prices go to page 121.



Nice

LK812-1105 1100mm Nice Shower Panel with 320mm Fixed Bypass Panel

With sleek profiles and the option to use in a wetroom or combine with a tray, the Nice is both discreet and practical. This showering space is shown with a fixed bypass panel.

For size specifications and prices go to page 122.



Pure
Vue^{HD}
Clearly
Superior
Glass

LK810-070S 700mm Levanzo Shower Panel with 200mm Hinged Bypass Panel

Levanzo

The flexibility of the hinged bypass panel combines easy access with effective shielding of shower spray.

For size specifications and prices go to page 123.

LKSS1200S 1200mm Silver Shower Screen



Classic Shower Screen

The ultimate in shower chic with one striking glass panel edged by an elegantly turned profile. Pure style, pure bliss.

For size specifications and prices go to page 124.



Alassio

The practical and flexible solution of Alassio includes a unique glass panel that rotates over 90 degrees each way from the centre point. This showering space is ideal for wet rooms or bathrooms where easy access is important. The wide opening makes cleaning a lot easier too!

For size specifications and prices go to page 125



LK850-070S 700mm Alassio Hinged Shower Panel



LK850-070S 700mm Alassio Hinged Shower Panel rotated to the right



LK850-070S 700mm Alassio Hinged Shower Panel rotated to the left

Pure Vue HD
Clearly Superior Glass

8mm Glass

Walk-Ins



LK811-120S 1200mm Riviera Shower Screen and two 200mm Bypass Panels

Riviera


Make a statement in a larger bathroom and let this free-standing design take centre stage. Perfect for walk-in, walk-out showering in style.

For size specifications and prices go to page 126.

Pure Vue HD
Clearly Superior Glass

8 & 10mm Glass

Walk-Ins



LK810-120S 1200mm Cannes Shower Screen

Cannes

Let the beauty of your bathroom décor shine through with the luxury of our simple Cannes screen.

For size specifications and prices go to page 127.

Designed
for life's
journey

Coastline
COLLECTION

Designed with style for luxurious living, designed with easy maintenance for carefree enjoyment, designed with perfect detailing for pure pleasure.
Designed to make every shower time well spent.

Pure
Vue^{HD}
Clearly
Superior
Glass

8mm Glass

Coastline



1 x 8HST20S & 1 x 8HST20DG 1200mm Talsi Slider Shower Door

8mm Glass

Coastline

Talsi

Smooth in style and motion, the fluid nature of our Coastline slider perfectly embodies the versatility and design possibilities of this Collection.

For size specifications and prices go to page 128

PureVue^{HD} Clearly Superior Glass

8mm Glass

Coastline

2 x 8HC090S 900mm Malmo Corner Entry showering space



Malmo

Our Coastline corner entry adds another perspective to the chic design of this Collection. Mix and match from the panel sizes to create your perfectly proportioned showering space.

For size specifications and prices go to page 129.

1 x 8HR129S & 1 x 8HRDG 1200mm x 900mm Valmiera Offset Quadrant

PureVue^{HD} Clearly Superior Glass

8mm Glass

Coastline



Valmiera

Our Coastline quadrant and offset quadrant design is the perfect blend of functionality and beautiful seamless curves to make the most of aesthetics and available space.

For size specifications and prices go to page 130.

Pure
Vue^{HD}
Clearly
Superior
Glass

8mm Glass
Coastline



1 x 8HRSD090S & 1 x 8HRSDDG 900mm Sorong Quadrant



8mm Glass
Coastline

Quick Release for easy cleaning

Many of our shower doors have a 'quick release' spring mechanism at the bottom to make it easy to clean around the base and hard to reach areas. Simply push the buttons to release the bottom of the doors and then click back into place when done.

Sorong

As a pure quadrant or offset, the single-door Sorong is a harmonious blend of clean lines and gentle curves.

For size specifications and prices go to page 131



Coastline
8mm Glass



Bergen

Our Coastline bi-fold enhances the illusion of space, without sacrificing elegance or style. Whether in an alcove or corner, it provides a sophisticated design solution.

For size specifications and prices go to page 132.



Coastline
8mm Glass



Narva

Whether combined with a side panel, or installed in an alcove, the slim profile of this pivot door underpins its sleek design.

For size specifications and prices go to page 132.

Pure Vue^{HD} Clearly Superior Glass

Pure Vue^{HD} Clearly Superior Glass

6mm Glass

Coastline

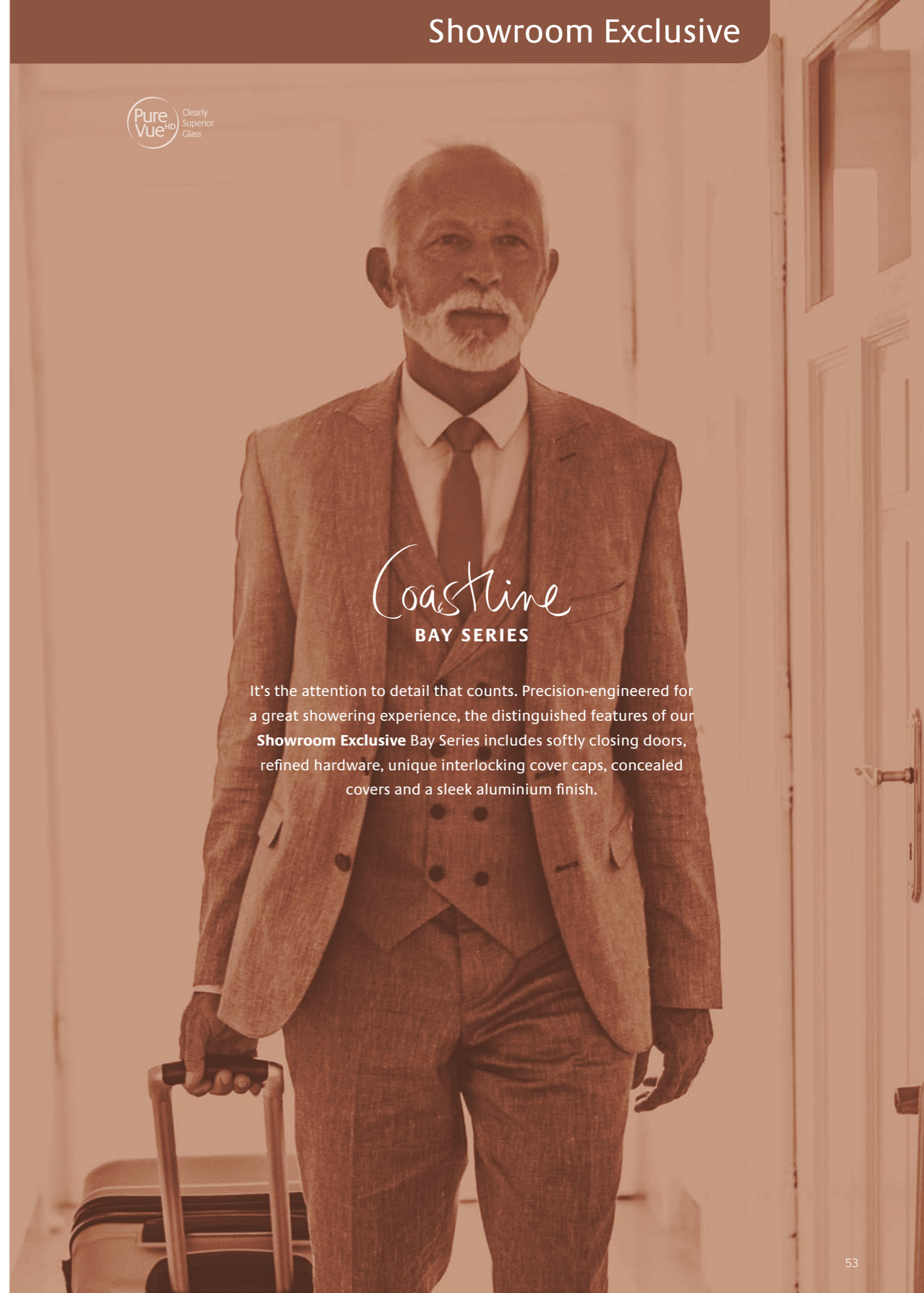


Coastline
side panel

A simple, yet beautifully designed panel that complements our Coastline doors, making your bathroom vision a reality, no matter what the plan or dimensions of your space.

For size specifications and prices go to page 133.

8HSP090S 900mm Coastline Side Panel shown with 900mm Narva Pivot Shower Door



Coastline
BAY SERIES

It's the attention to detail that counts. Precision-engineered for a great showering experience, the distinguished features of our **Showroom Exclusive** Bay Series includes softly closing doors, refined hardware, unique interlocking cover caps, concealed covers and a sleek aluminium finish.

BAYRSD108S & BAYRSDDG 1000mm x 800mm Offset Single Door Quadrant



Pure
Vue^{HD}
Clearly
Superior
Glass

Bracklesham

With a polished aluminium finish and elegant curves, our single door quadrant is the perfect solution for everyday family life.

For size specifications and prices go to page 134.

BAYR090S & BAYRDG 900mm Double Door Quadrant



St. Ives

Effortlessly glide back the double doors to reveal the generous space afforded to this corner showering space. Its silky aluminium curves and robust handles make this quadrant a favourite for most showering spaces.

For size specifications and prices go to page 135.

Pure
Vue^{HD}
Clearly
Superior
Glass



Coastline Bay Series
6mm Glass

BAYH100S 1000mm Hinged Door with Lakes Stone Anthracite shower tray

PureVue^{HD} Clearly Superior Glass

Carradale

This hinged door is a stylish option for those that appreciate elegant, understated looks, and easy access into the showering space for those precious moments in life.

For size specifications and prices go to page 136.



PureVue^{HD} Clearly Superior Glass

BAYS140S 1400mm Slider door with 1400mm x 900mm Lakes Stone Cotswold Grey shower tray

Coastline Bay Series
6mm Glass

Sandown

With a whisper-quiet sliding door and smooth looks, the clean lines will enhance all sizes or style of bathroom and setting.

For size specifications and prices go to page 136.



Pure Vue^{HD} Clearly Superior Glass

6mm Glass

Coastline Bay Series

6mm Glass

Coastline Bay Series

BAYSP080S 800mm Side Panel shown with 1000mm Bay Slider Door and 1000mm Lakes Stone Cotswold Grey shower tray

Bay Side Panel

Not only do our side panels offer greater flexibility, the striking smooth finish and concealed fittings create a seamless integrated feel to enhance your showering space.

For size specifications and prices go to page 137.

Space to breathe,
when the
door closes

Classic
COLLECTION

It's your time to be yourself, it's your showering space.
How do you want it? Stylish and practical? Smart and affordable?
Create a space that moves you.



6 & 8mm Glass
Classic

6 & 8mm Glass
Classic

*Low Threshold
Double Door Quadrant*

The practical low threshold gives easier access to this spacious Quadrant, whichever layout option you choose. Ideal for wet rooms too.

For size specifications and prices go to page 138.

CLV3R090S & CLV3RDG 900mm Silver Low Threshold Double Door Quadrant



Double Door Quadrant

Designed with affordability in mind, the handsome curves of this corner design and spacious offset option are complemented by a subtly rounded profile.

For size specifications and prices go to page 139.

CLV2R090S & CLV2RDG 900mm Silver Double Door Quadrant

CLSDV2R129S & CLSDV2RDG 1200x900mm Silver Single Door Quadrant



Single Door Quadrant

An elegant and practical solution for corner spaces in smaller bathrooms or ensembles.

For size specifications and prices go to page 140.



6mm Glass
Classic

Easy-fit Quadrant

Our original quadrant design is precision engineered for easier installation while making the best use of the available space in any bathroom.

For size specifications and prices go to page 141.

LKR1200800S 1200x800mm Silver Offset + Quadrant



6mm Glass
Classic

Pivot Door with integrated In-line panel

The seamless finish of this semi-framed pivot door is ideal for a wider showering space, with no profile between the door and the adjacent in-line panel.

For size specifications and prices go to page 142.

LKVP100S 1000mm Silver Pivot Door with integrated In-line Panel, Semi-framed



Classic
6mm Glass

Pivot Door
Semi-framed

Deceptively simple, yet simply stunning. This semi-framed, pivot door creates a particularly slim profile to complement the simplicity of many modern bathrooms or ensuites.

For size specifications and prices go to page 143.

LKVP090S 900mm Silver Pivot Door, Semi-framed



LKTP090S 900mm Silver Pivot Door, Framed

Classic
6mm Glass

Pivot Door
Framed

The practical and simple solution of this framed pivot door means effortless showering and clean, uncluttered looks.

For size specifications and prices go to page 143.

LKV8090S 900mm Silver Bi-Fold Door, Semi-framed



Bifold Door
Semi-framed

Where space is at a premium this simple, bi-fold design provides a stylish solution, complete with an attractive handle detail.

For size specifications and prices go to page 144.

LK1B090S 900mm Silver Bi-Fold Door, Framed



Bifold Door
Framed

Simple, elegant and practical, the inward opening of a bi-fold door is the perfect space saving solution.

For size specifications and prices go to page 144.



Classic
6mm Glass

*Seated Shower Tray
and In-line Panel
with Bi-Fold and Pivot Door*

A beautifully raised seat that integrates into the tray, this showering space allows for comfort, ease and safety without compromising on style.

For size specifications and prices go to page 145.

LKST8015 Seated Shower Tray with LKIST700S In-line Panel, LKVP080S Pivot Door, Semi-framed and LK1SP080S Classic Side Panel, Framed



Classic
6mm Glass

LKV2BS170S 1700mm Silver Over Bath Double Door Slider, Semi-framed

*Over Bath
Double Door Slider*

An elegant solution where space is at a premium but you still want to have the choice between the pleasures of bathing or a real showering experience.

For size specifications and prices go to page 146.



Classic
6mm Glass

Slider Door
Semi-framed

With a wide choice of sizes from 1000mm to 2000mm, this semi-framed slider gives you the freedom to create the perfect showering space for your bathroom.

For size specifications and prices go to page 147.



Classic
6 & 8mm Glass

Low Threshold Slider Door

Identical in every way to our popular semi-framed slider, a lower threshold allows you to step-in and step-out with ease.

For size specifications and prices go to page 148.



6mm Glass

Classic

Quick Release for easy cleaning

Many of our shower doors have a 'quick release' spring mechanism at the bottom to make it easy to clean around the base and hard to reach areas. Simply push the buttons to release the bottom of the doors and then click back into place when done.

Slider Door Framed

The lightest of touches is all that's needed for this framed slider door to glide back, enabling you to step in and enjoy a light and spacious showering experience.

For size specifications and prices
go to page 149.



6mm Glass

Classic

LK12S120S 1200mm Silver Slider Door, Framed



LKV2DS160S 1600mm Silver Double Slider Door, Semi-framed

Double Door Slider
Semi-framed

Sleek and practical, the smooth running double door design offers easy access to your showering space.

For size specifications and prices go to page 150.



2 x CL1C090S 900mm Silver Corner Entry, Framed

Corner Entry
Framed

A great self-contained design featuring sliding doors to each side of this showering space, combining quality and practicality in one elegant solution.

For size specifications and prices go to page 151.

Classic
6mm Glass



Classic
6mm Glass

2 x CLVC090S 900mm Silver Corner Entry, Semi-framed

Corner Entry Semi-framed

With our easy-glide system, simply slide back the doors of this corner entry, step in, engage the magnetic door sealing and enjoy an invigorating shower.

For size specifications and prices go to page 151.



6mm Glass
Classic


Pentagon
Semi-framed

Perfect for where space might prevent using a conventional corner unit, this practical semi-framed pentagon can be fitted with your choice of bi-fold or pivot door.

For size specifications and prices go to page 152.

LPE34-40S Silver Pentagon with Pivot Door, Semi-framed

LPE34-40S Silver Pentagon with Bi-Fold Door, Framed



6mm Glass
Classic

Pentagon
Framed


Bold lines and a striking shape make this framed pentagon a distinctive choice with the freedom to add a pivot door or, as shown, a bi-fold design.

For size specifications and prices go to page 153.

Classic

6mm Glass

LWRP080S 800mm Silver Classic Side Panel, Semi-framed shown with 1200mm Slider Door, Semi-framed



Classic Side Panel Semi-framed

Sometimes the subtlest of changes can make a real difference to your showering experience, such as adding a side panel to convey light and space.

For size specifications and prices go to page 154.

Classic

6mm Glass

LK1SP080S 800mm Silver Classic Side Panel, Framed shown with 1200mm Slider Door, Semi-framed



Classic Side Panel Framed

Choose the shower door that suits the size and style of your bathroom and add a matching side panel to create your perfectly proportioned showering space.

For size specifications and prices go to page 154.

L1LPP350S 350mm Silver In-line Panel Pack shown with 800mm Pivot Door, Semi-framed



In-line Panel Pack

Our In-line Panel Pack contains all you need to create a luxuriously sized showering space. The pack includes a panel, joining profile and bracing arm.

For size specifications and prices go to page 155.



Robust enough
to handle
frequent
Showers

Bath Screens COLLECTION

Finding a flexible solution for everyone can be a challenge.
An invigorating shower for you; a splashy, squealy, bath time for the kids.
It's good to know our stylish, watertight bath screens provide the best of both worlds.



Island Hinged Bath Screen

All the design purity of our Island Collection comes to life in this contemporary hinged bath screen, with frameless design.

For size specifications and prices go to page 156.

SS130-080S Island Hinged Bath Screen



SS100RS Coastline Right-hand Hinged Bath Screen

Coastline Hinged Bath Screen

Elegance and functionality combine to transform any bath into a luxurious showering space.

For size specifications and prices go to page 156.




SS10S Silver Single Panel Curved Bath Screen

Coastline and Classic Curved Bath Screen

An elegantly simple solution with an attractive curve to the top of the screen and effective sealing along the bath top. This bath screen is also available as a double panel, with and without towel rail.

For size specifications and prices go to page 157.

SS55S Silver Single Panel Square Bath Screen with Towel Rail



Coastline and Classic Square Bath Screen

Crisp, clean lines define this square edged bath screen. A distinctively deep screen can be created using the double panel screen.

For size specifications and prices go to page 158.



Bath Screens
6mm Glass

SS44S Silver Double Panel Sculpted Bath Screen with Towel Rail



SS30S Silver Single Panel Sculpted Bath Screen



SS40S Silver Double Panel Sculpted Bath Screen



SS33S Silver Single Panel Sculpted Bath Screen with Towel Rail

Bath Screens
6mm Glass

Classic Sculpted Bath Screen

Our contemporary sculpted screen provides the perfect shower over your bath. Available as single or double screen and with or without a convenient towel rail.

For size specifications and prices go to page 158.



6mm Glass

Bath Screens

Classic Curved Hinged Bath Screen

Ease of access, elegant curves and effective sealing combine for a practical and stylish bath and shower solution.

For size specifications and prices go to page 159.

SS120S Curved Hinged Bath Screen



6mm Glass

Bath Screens

Classic Shower Curtain Panel

Our shower curtain panel is a fixed short screen that's styled and engineered to perfectly complement the use of a shower curtain by providing an additional barrier from water spray.

For size specifications and prices go to page 159.

SS90S Silver Shower Curtain Panel

SS70S Silver Single Panel Framed Bath Screen



SS75S Silver Double Panel Framed Bath Screen



SS85S Silver Four Panel Framed Bath Screen



SS80S Silver Triple Panel Framed Bath Screen



SS85S Silver Four Panel Framed Bath Screen folded back

Classic framed Bath Screens

This versatile, practical bath screen is available as a single screen or a double or triple folding option. The four panel concertina design shown above folds all the way back to the wall making it an ideal solution for family life and those precious bath time moments.

For size specifications and prices go to page 160.

Every part
has a role to play

Shower Trays
and Accessories
COLLECTION

It's the detail we go to, that makes our showering spaces special for everyone.
From luxurious, tactile trays to beautifully crafted, sleek handles and seats.
Every component is built to last.

Lakes Stone

PREMIUM SHOWER TRAYS



“Every block of stone has a statue inside it, and it is the task of the sculptor to discover it.”

The words of Michelangelo truly express the exciting potential of stone, and now you can too with our beautifully crafted range of premium stone resin shower trays.

Lakes Stone will create drama in any showering space. Soft to touch, the contemporary suite is available in a choice of four sizes and three colours to suit rectangular showering spaces across Lakes' Island, Walk-In, Coastline and Classic Collections.

Backed by a 10 year guarantee, this exciting range is guaranteed to turn heads.



Lakes Stone | Premium shower trays

Rectangular, stone resin trays with a matt finish and a unique through-colour. The 30mm anti-slip and anti-bacterial trays are easy to fit and can be inset into the floor.

For size specifications and prices go to page 161.



Anthracite



Cotswold Grey



White



Suitable for today's lifestyles, the beautiful tactile nature of Lakes Stone will enhance all showering spaces to create a luxurious, high-end feel.

Lakes Carradale Hinged Door from the Bay Series with Lakes Stone Anthracite Shower Tray.

Traditional & Contemporary Tray Ranges

Our tray ranges include traditional stone resin and contemporary lightweight designs with a high quality surface finish. All trays come with a 10 year guarantee and are available in a choice of styles to suit your space.

Our traditional stone resin trays are available in a 45mm low profile or in standard 80mm height. Lakes' contemporary lightweight trays (max 30kg for the largest trays) have a 45mm low profile.

For size specifications and prices go to page 162-165.



Square



Quadrant/Offset Quadrant



Rectangular



Pentagon

Standard Tray Shapes

Trays can be supplied to fit all models. Quadrants are designed to fit a 550mm tray radius.

All Walk-Ins may be fitted to a wide range of tray sizes – please contact Lakes for advice. Certain trays may vary slightly from those shown.

Drying area tray

We also offer a special rectangular tray with an integrated drying area, which is available in a number of sizes. For size specifications go to page 165.



Acrylic Capped Resin (ABS) Tray with square raised drying area

Easy-plumb Kits

All our Easy-Plumb Kits are supplied complete with legs & panels.



Versatile Seal Strip £43.20 Inc. VAT (Product code: T-SEALING-STRIP)



80mm Stone Resin Tray and Easy-Plumb Kit



Acrylic Capped Resin (ABS) Tray and Easy-Plumb Kit with Velcro side panels.



Flexi-waste Kit £32.40 Inc. VAT (Product code: T-FLEXI-PIPE)



90mm Waste. Suitable for all low profile trays.

IMPORTANT: Waste positions vary depending on tray shape and type ie Stone Resin or Lightweight. For a full technical data sheet, visit www.lakeshoweringspaces.com/trade/product-information.



Series 500 SD shower seat in chrome/grey, Series 500 folding handle with soft surface and unhook mechanism, and LK850-0705 700mm Alasio Hinged Shower Panel



Lakes Additions

Our products are designed with modern family life in mind, reflecting changing demographic trends such as the rise in multigenerational living. Bathrooms that cater for different needs within the same household is increasingly important, with style, accessibility, robustness and low-maintenance high priorities.

Lakes Additions is a growing suite of additional options for showering spaces to suit your life and style. Whether it's adding a removable handle or a discreet foldaway seat, this versatile range means everyone in the home can enjoy an invigorating shower without compromising on comfort or design.

For size specifications and prices go to pages 166-167.

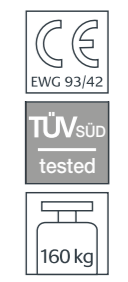
Shower seats



SERIES 500 SD
Available in chrome/grey or chrome/white. See page 108 for Series 500 folding handle



SERIES 500 SD
Available in chrome/grey or chrome/white



SERIES 300 SD
Available in chrome/grey, chrome/white, white



SERIES 200 RD
Fixings available in white, gold or chrome



SERIES 200 SD
Fixings available in white, gold or chrome



SERIES 150 RD
Available in chrome/grey, chrome/white



ANIMO RD
Available in white






Grab Bars & Rails

SERIES 500 HOLDING HANDLE



SERIES 500 HOLDING HANDLE 90° WITH SHOWER HOLDER



SERIES 400 FOLDING SUPPORT HANDLE



Also in chrome




SERIES 400 HANDRAIL



Also in chrome

SERIES 150 HANDRAIL



Also in chrome



SERIES 500 WALL HANDRAIL




SERIES 500 FOLDING HANDLE WITH UNHOOK MECHANISM



SERIES 500 FOLDING HANDLE WITH SOFT SURFACE, WITH UNHOOK MECHANISM

RAILS

A wide range of bar configurations is available to suit most spaces. Please contact Lakes if advice is required.



Specifications and Prices

Island

Aruba*	110
Antigua*	111
Lakes Definitions	111
Grenada	112
Martinique	113
Barbados	113
Cayman	114
Tobago	115

Walk-Ins

Seated Shower Tray and Walk-In	116
Rhodes	117
Palma	118
Andora	119
Classic Walk-in	120
Marseilles	121
Nice	122
Levanzo	123
Classic Shower Screen	124
Alassio	125
Riviera	126
Cannes	127

Coastline

Talsi	128
Malmö	129
Valmiera	130
Sorong	131
Bergen	132
Narva	132
Coastline Side Panel	133

Bay Series

Bracklesham*	134
St. Ives*	135
Carradale*	136
Sandown*	136
Bay Side Panel*	137

Classic

Low Threshold Double Door Quadrant	138
Double Door Quadrant	139
Single Door Quadrant	140
Easy-fit Quadrant	141
Pivot Door with integrated In-line Panel	142
Pivot Door, Semi-framed	143
Pivot Door, Framed	143
Bi-fold Door, Semi-framed	144
Bi-fold Door, Framed	144
Seated Shower Tray and In-line Panel with Bi-Fold and Pivot Door	145
Over Bath Double Door Slider	146
Slider Door, Semi-framed	147
Low Threshold Slider Door	148
Slider Door, Framed	149
Double Door Slider, Semi-framed	150
Corner Entry, Framed	151
Corner Entry, Semi-framed	151
Pentagon, Semi-framed	152
Pentagon, Framed	153
Classic Side Panel, Semi-framed	154
Classic Side Panel, Framed	154
In-line Panel Pack	155

Bath Screens

Island Hinged Bath Screen	156
Coastline Hinged Bath Screen	156
Coastline and Classic Curved Bath Screen	157
Coastline and Classic Square Bath Screen	158
Classic Sculpted Bath Screen	158
Classic Curved Hinged Bath Screen	159
Classic Shower Curtain Panel	159
Classic Framed Bath Screens	160

Shower Trays & Accessories

Lakes Stone, Premium Shower Trays*	161
Traditional Stone Resin Trays	162
Contemporary Lightweight Trays	164
Easy Plumb Kits	165

Lakes Additions

Shower Seats	166
Rails	166
Grab Bars & Rails	167

In the detail

Frames, Safety Glass and Handles	168
Features, Ceiling Bracing Kits and Extension Profiles	169

*Showroom Exclusive

Aruba

See page 18

Showroom Exclusive

The Aruba slider & side panel surrounds you with extensive glass for that ultimate feeling of light and space. Accessorise with Lakes Definitions for that perfect finishing touch.

from £1,390.80 Incl. VAT

Slider (A)

You must order BOTH product codes for your chosen size

Standard Size (A x height)	Width Adjustment	Door Opening	Fixed Panel (W)	Price Exc. VAT	Price Inc. VAT	Order Codes
1000 x 2000	970 - 995	390	470 - 495	£746.00	£895.20	1 x LK860-100S & 1 x LK860-100DG
1100 x 2000	1070 - 1095	440	520 - 545	£781.00	£937.20	1 x LK860-110S & 1 x LK860-110DG
1200 x 2000	1170 - 1195	490	570 - 595	£819.00	£982.80	1 x LK860-120S & 1 x LK860-120DG
1400 x 2000	1370 - 1395	590	670 - 695	£920.00	£1,104.00	1 x LK860-140S & 1 x LK860-140DG
1700 x 2000	1670 - 1695	740	820 - 845	£1,020.00	£1,224.00	1 x LK860-170S & 1 x LK860-170DG

15mm Extension Profile £36.00 Inc. VAT (860-N Silver) – see page 169

Please Note: To create your Aruba showering space you will need to select one product from each table.



Side Panel (B)

Standard Size (B x height)	Width Adjustment	Price Exc. VAT	Price Inc. VAT	Order Code
700 x 2000	670 - 695	£413.00	£495.60	LK861-070S
750 x 2000	720 - 745	£427.00	£512.40	LK861-075S
800 x 2000	770 - 795	£442.00	£530.40	LK861-080S
900 x 2000	870 - 895	£466.00	£559.20	LK861-090S
1000 x 2000	970 - 995	£489.00	£586.80	LK861-100S

15mm Extension Profile £36.00 Inc. VAT (860-N Silver) – see page 169

All measurements are in mm



Antigua

See page 20

Showroom Exclusive

The Antigua slider has all the performance benefits of the Aruba, but excludes the side panel for a stylish showering space fit for recess or alcove spaces. This slider can be personalised with Lakes Definitions to match the look and style of your bathroom or shower room.

from £895.20 Incl. VAT


You must order BOTH product codes for your chosen size

Standard Size (width x height)	Width Adjustment	Door Opening	Fixed Panel (W)	Price Exc. VAT	Price Inc. VAT	Order Codes
1000 x 2000	955 - 1000	370 - 390	470 - 495	£746.00	£895.20	1 x LK860-100S & 1 x LK860-100DG
1100 x 2000	1055 - 1100	420 - 440	520 - 545	£781.00	£937.20	1 x LK860-110S & 1 x LK860-110DG
1200 x 2000	1155 - 1200	470 - 490	570 - 595	£819.00	£982.80	1 x LK860-120S & 1 x LK860-120DG
1400 x 2000	1355 - 1400	570 - 590	670 - 695	£920.00	£1,104.00	1 x LK860-140S & 1 x LK860-140DG
1700 x 2000	1655 - 1700	720 - 740	820 - 845	£1,020.00	£1,224.00	1 x LK860-170S & 1 x LK860-170DG

15mm Extension Profile £36.00 Inc. VAT (860-N Silver) – see page 169

All measurements are in mm

Please Note: Aruba & Antigua include a chrome handle and chrome profile caps as standard. Prices and order codes for other colour options are detailed in the Lakes Definitions table below.



Lakes Definitions

See page 19

Lakes Definitions includes a range of colour options for the handle and profile caps, exclusive to the Aruba and Antigua. The handles and caps are easy to change retrospectively.

from £24.00 Incl. VAT

Handle AND Profile Caps

Colour	Price Exc. VAT	Price Inc. VAT	Order Code
Gold			DEF-CH-GOLD
Rose Gold	£50.00	£60.00	DEF-CH-ROSE
Nickel			DEF-CH-NICK
Matt Black			DEF-CH-BLAC

Note: The Order Code is for delivery of two colour handles (inside and out) with five matching profile caps.

Profile Caps ONLY

Colour	Price Exc. VAT	Price Inc. VAT	Order Code
Gold			DEF-C-GOLD
Rose Gold	£20.00	£24.00	DEF-C-ROSE
Nickel			DEF-C-NICK
Matt Black			DEF-C-BLAC

Note: The Order Code is for delivery of five matching colour profile caps only.

Grenada

See page 21

Beautifully understated and inspired by Grenada's wide horizons, this showering space surrounds you with crystal clear, frameless glass.

from £1,336.80 Incl. VAT

Door & Hinge Panel (A)

Standard Sizes (A x height)	Width Adjustment	Door Opening (D)	Price Exc. VAT	Price Inc. VAT	Order Code
750 x 2000	720 - 750	488	£722.00	£866.40	LK801-075S
800 x 2000	760 - 790	528	£729.00	£874.80	LK801-080S
900 x 2000	860 - 890	628	£750.00	£900.00	LK801-090S
1000 x 2000	960 - 990	728	£770.00	£924.00	LK801-100S

Please Note: To create your Grenada showering space you will need to select one product from each table.

Side Panel (B)

Standard Sizes (B x height)	Width Adjustment	Price Exc. VAT	Price Inc. VAT	Order Code
700 x 2000	670 - 685	£299.00	£358.80	LK805-070S
750 x 2000	730 - 745	£310.00	£372.00	LK805-075S
800 x 2000	770 - 785	£319.00	£382.80	LK805-080S
900 x 2000	870 - 885	£339.00	£406.80	LK805-090S
1000 x 2000	970 - 985	£359.00	£430.80	LK805-100S

You must also order the following Bracing Bar to secure the Side Panel.

Bracing Bar (C)

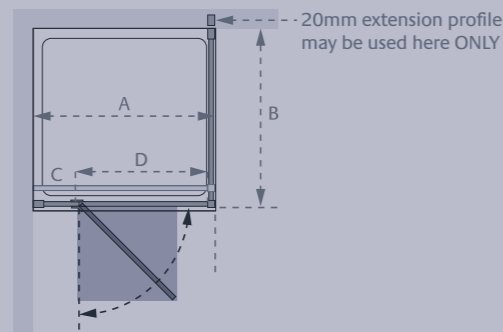

	Price Exc. VAT	Price Inc. VAT	Order Code
Bracing Bar	£93.00	£111.60	W8-052

20mm Extension Profile £28.80 Inc. VAT (LK8LEPS Silver) – see page 169.

Grenada can be adjusted for out-of-plumb walls by a maximum of 15mm (for each mounting wall) over the height of the product. The hinge provides a further 15mm adjustment.

Not suitable for installations with tray rims <50mm wide.

All measurements are in mm



Martinique

See page 22

Clean lines, stylish handle and refined hinges add to the beautiful, 'free-floating' design of the Martinique hinged panel and door.

from £1,230.00 Incl. VAT

Door & Hinge Panel (A)

Standard Size (A x height)	Width Adjustment	Door Opening (D)	Price Exc. VAT	Price Inc. VAT	Order Codes
1200 x 2000	1160 - 1205	628*	£1,025.00	£1,230.00	1 x LK804-070S & 1 x LK803-050S
1400 x 2000	1360 - 1405	628*	£1,063.00	£1,275.60	1 x LK804-070S & 1 x LK803-070S
1600 x 2000	1560 - 1605	628*	£1,103.00	£1,323.60	1 x LK804-070S & 1 x LK803-090S

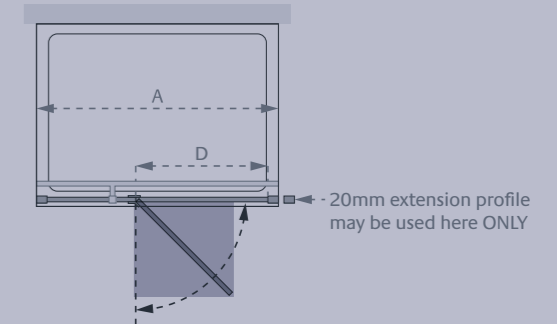
*Other door sizes may be used to create alternative enclosure sizes – please call Lakes for advice.

20mm Extension Profile £28.80 Inc. VAT (LK8LEPS Silver) – see page 169 .

Martinique can be adjusted for out-of-plumb walls by a maximum of 15mm (for each mounting wall) over the height of the product. The hinge provides a further 15mm adjustment.

The required Bracing Bar for the Hinge Panel is included.

All measurements are in mm



Barbados

See page 23

Less really is more with this frameless hinged door. Simple lines and sparkling glass evoke the natural beauty and laid back style of the Caribbean - for a truly relaxing experience.

from £866.40 Incl. VAT

Door & Hinge Panel (A)

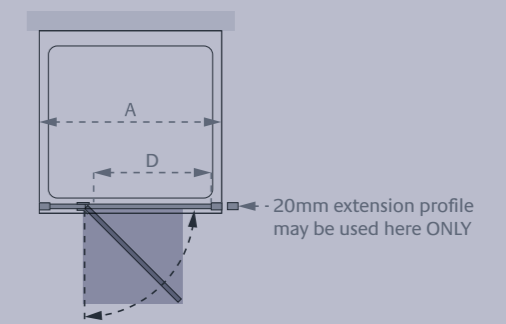
Standard Sizes (A x height)	Width Adjustment	Door Opening (D)	Price Exc. VAT	Price Inc. VAT	Order Code
750 x 2000	720 - 765	428	£722.00	£866.40	LK801-075S
800 x 2000	760 - 805	528	£729.00	£874.80	LK801-080S
900 x 2000	860 - 905	628	£750.00	£900.00	LK801-090S
1000 x 2000	960 - 1005	728	£770.00	£924.00	LK801-100S

20mm Extension Profile £28.80 Inc. VAT (LK8LEPS Silver) – see page 169.

Barbados can be adjusted for out-of-plumb walls by a maximum of 15mm (for each mounting wall) over the height of the product.

The hinge provides a further 15mm adjustment.

All measurements are in mm



Cayman

See page 24

Step barefoot into the embrace of our Cayman hinged door with in-line panel, bringing minimalist design to any alcove space and making the most of PureVue^{HD} crystal clear glass.

from £1,323.60 Incl. VAT

Door, Hinge Panel & In-line Panel (A)

Standard Size (A x height)	Width Adjustment	Door Opening (D)	Price Exc. VAT	Price Inc. VAT	Order Codes
1200 x 2000	1160 - 1205	628*	£1,103.00	£1,323.60	1 x LK801-090S & 1 x LK802-030S
1400 x 2000	1360 - 1405	628*	£1,145.00	£1,374.00	1 x LK801-090S & 1 x LK802-050S
1600 x 2000	1560 - 1605	628*	£1,185.00	£1,422.00	1 x LK801-090S & 1 x LK802-070S

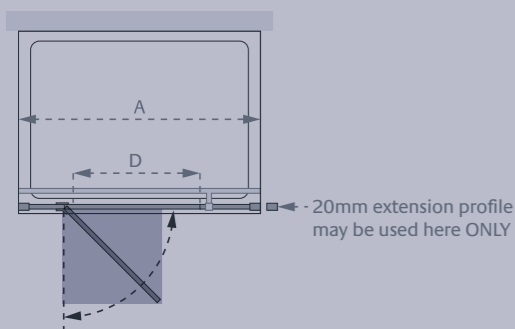
*Other 801 door sizes may be used to create alternative enclosure sizes – see Barbados on page 113.

20mm Extension Profile £28.80 Inc. VAT (LK8LEPS Silver) – see page 169.

Cayman can be adjusted for out-of-plumb walls by a maximum of 15mm (for each mounting wall) over the height of the product. The hinge provides a further 15mm adjustment.

The required Bracing Bar for the In-line Panel is included.

All measurements are in mm



Tobago

See page 25

A combination of minimalist design and extensive glass makes Tobago the glistening jewel in the crown for this Collection.

from £1,588.80 Incl. VAT

Door & Hinge Panel (A)

Standard Size (A x height)	Width Adjustment	Door Opening (D)	Price Exc. VAT	Price Inc. VAT	Order Codes
1200 x 2000	1160 - 1190	628*	£1,025.00	£1,230.00	1 x LK804-070S & 1 x LK803-050S
1400 x 2000	1360 - 1390	628*	£1,063.00	£1,275.60	1 x LK804-070S & 1 x LK803-070S
1600 x 2000	1560 - 1590	628*	£1,103.00	£1,323.60	1 x LK804-070S & 1 x LK803-090S

Side Panel (B)

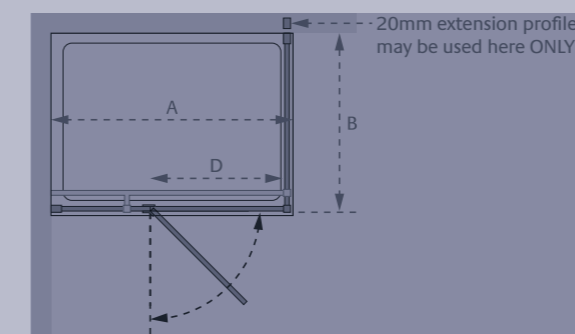
Standard Size (B x height)	Width Adjustment	Price Exc. VAT	Price Inc. VAT	Order Code
700 x 2000	670 - 685	£299.00	£358.80	LK805-070S
750 x 2000	730 - 745	£310.00	£372.00	LK805-075S
800 x 2000	770 - 785	£319.00	£382.80	LK805-080S
900 x 2000	870 - 885	£339.00	£406.80	LK805-090S
1000 x 2000	970 - 985	£359.00	£430.80	LK805-100S

*Other door sizes may be used to create alternative enclosure sizes – please call Lakes for advice.

20mm Extension Profile £28.80 Inc. VAT (LK8LEPS Silver) – see page 169.

Tobago can be adjusted for out-of-plumb walls by a maximum of 15mm (for each mounting wall) over the height of the product. The hinge provides a further 15mm adjustment. The required Bracing Bar for the Hinge Panel and Side Panel is included. Not suitable for installations with tray rims <50mm wide.

All measurements are in mm



Please Note: To create your Tobago showering space you will need to select one product from each table.

Seated Shower Tray and Walk-In

See page 28

Walk in, take a seat and enjoy showering in comfort. A wonderfully elegant design solution that is ideal for multi-generational living.

from £2,113.20 Inc. VAT

You must order BOTH product codes for your chosen size

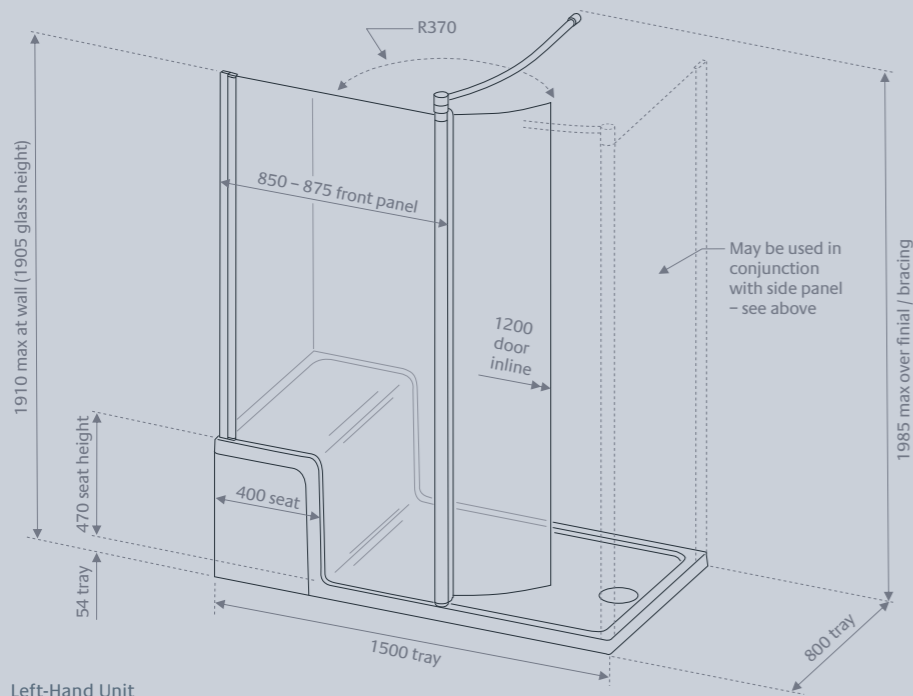
	Shaped Tray Panel Size (width x height)	Price Exc. VAT	Price Inc. VAT	Previous Code	Order Code
LH Walk-In (for Seat Tray)	850 - 1850	£746.00	£895.20	LWSST1200L	1 x CLWSST120LS & 1 x CLWSDG
RH Walk-In (for Seat Tray)	850 - 1850	£746.00	£895.20	LWSST1200R	1 x CLWSST120RS & 1 x CLWSDG
	Overall Size (width x height)	Price Exc. VAT	Price Inc. VAT	Previous Code	Order Code
Shower Seat Tray	1500 x 800	£1,015.00	£1,218.00	n/a	LKST8015

Optional Side Panel

A Walk-In side panel can be ordered separately for a corner installation.

Standard Sizes (width x height)	Width Adjustment	Recommended Tray Size Min	Recommended Tray Size Max	Price Exc. VAT	Price Inc. VAT	Order Code
800 x 1850 + 85	775 - 800	775	800	£299.00	£358.80	LWSP080S

All measurements are in mm



Left-Hand Unit

Walk-In Side Panel - see page 33



Rhodes

See page 30

Maximum impact meets minimalist style and inspired design. With its functional step-out area, Rhodes is a real sanctuary for blissful showering.

from £1,372.80 Inc. VAT

Shower Panel (A)

Standard Sizes (A x height)	Width - No Adjustment	Price Exc. VAT	Price Inc. VAT	Order Code
700 x 2000	720	£335.00	£402.00	LK814-070S
750 x 2000	770	£363.00	£435.60	LK814-075S
850 x 2000	870	£386.00	£463.20	LK814-085S
950 x 2000	970	£405.00	£486.00	LK814-095S
1050 x 2000	1078	£425.00	£510.00	LK814-105S
1150 x 2000	1178	£447.00	£536.40	LK814-115S
1350 x 2000	1378	£480.00	£576.00	LK814-135S

Bypass Panel (B)

Standard Sizes (B x height)	Width - No Adjustment	Price Exc. VAT	Price Inc. VAT	Order Code
200 x 2000*	200	£162.00	£194.40	LK812-20S
320 x 2000	320	£173.00	£207.60	LK812-32S
400 x 2000	397	£184.00	£220.80	LK812-40S

End Panel (C)

Standard Sizes (C x height)	Width Adjustment	Price Exc. VAT	Price Inc. VAT	Order Code
700 x 2000	670 - 705	£326.00	£391.20	LK818-070S
750 x 2000	720 - 755	£339.00	£406.80	LK818-075S
800 x 2000	770 - 805	£349.00	£418.80	LK818-080S
900 x 2000	870 - 905	£371.00	£445.20	LK818-090S
1000 x 2000	970 - 1005	£395.00	£474.00	LK818-100S

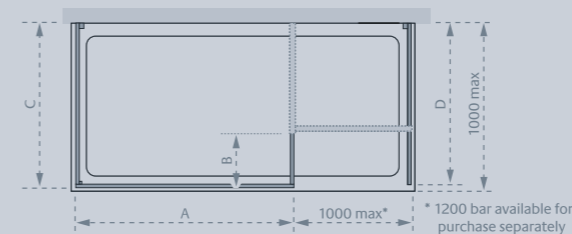
Side Panel (D)

Standard Sizes (D x height)	Width Adjustment	Price Exc. VAT	Price Inc. VAT	Order Code
700 x 2000	655 - 690	£321.00	£385.20	LK810-070S
750 x 2000	705 - 740	£326.00	£391.20	LK810-075S
800 x 2000	755 - 790	£333.00	£399.60	LK810-080S
900 x 2000	855 - 890	£355.00	£426.00	LK810-090S
1000 x 2000	955 - 990	£420.00	£504.00	LK810-100S

20mm Extension Profile £28.80 Inc. VAT (LK8LEPS Silver) - see page 169.

*Should be used on tray depths of ≤750mm to ensure suitable opening is available.

All measurements are in mm



Shower Panel, End Panel, Side Panel & Bypass Panel

Please Note: To create your Rhodes showering space you will need to select one product from each table.



Palma

See page 31

Press pause and unwind in our beautifully spacious Palma design for an enriched feeling of light and space.

from £1,060.80 Inc. VAT

Shower Panel (A)

Standard Sizes (A x height)	Width Adjustment	Price Exc. VAT	Price Inc. VAT	Order Code
800 x 2000	770 - 805	£401.00	£481.20	LK812-080S
900 x 2000	870 - 905	£432.00	£518.40	LK812-090S
1000 x 2000	970 - 1005	£448.00	£537.60	LK812-100S
1100 x 2000	1080 - 1115	£471.00	£565.20	LK812-110S
1200 x 2000	1180 - 1215	£493.00	£591.60	LK812-120S
1400 x 2000	1380 - 1415	£520.00	£624.00	LK812-140S

10mm glass variants available - see page 122.

Bypass Panel (B)

Standard Sizes (B x height)	Width - No Adjustment	Price Exc. VAT	Price Inc. VAT	Order Code
200 x 2000*	200	£162.00	£194.40	LK812-20S
320 x 2000	320	£173.00	£207.60	LK812-32S
400 x 2000	397	£184.00	£220.80	LK812-40S

10mm glass variants available - see page 122.

Side Panel (C) also available with Lakes MIRROR™ finish

Standard Sizes (C x height)	Width Adjustment	Price Exc. VAT	Price Inc. VAT	Order Code
700 x 2000	655 - 690	£321.00	£385.20	LK810-070S
750 x 2000	705 - 740	£326.00	£391.20	LK810-075S
800 x 2000	755 - 790	£333.00	£399.60	LK810-080S
900 x 2000	855 - 890	£355.00	£426.00	LK810-090S
1000 x 2000	955 - 990	£420.00	£504.00	LK810-100S

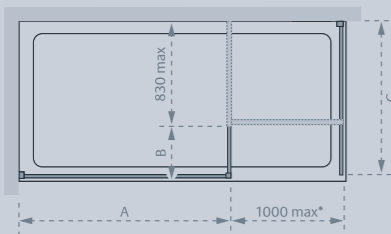
10mm glass variants available - see page 127.

20mm Extension Profile £28.80 Inc. VAT (LK8LEPS Silver) - see page 169.

*Should be used on tray depths of ≤750mm to ensure suitable opening is available.

Call Lakes for prices and specifications on our MIRROR™ finish.

All measurements are in mm



Shower Panel, Side Panel & Bypass Panel



Andara

See page 32

Strong, clean lines give the Andara a classic glamour that stays looking fresh.

The option of a side panel completes the sleek look of this showering space.

from £987.60 Inc. VAT

Shower Panel (A)

Standard Sizes (A x height)	Width - No Adjustment	Price Exc. VAT	Price Inc. VAT	Order Code
700 x 2000	720	£335.00	£402.00	LK814-070S
750 x 2000	770	£363.00	£435.60	LK814-075S
850 x 2000	870	£386.00	£463.20	LK814-085S
950 x 2000	970	£405.00	£486.00	LK814-095S
1050 x 2000	1078	£425.00	£510.00	LK814-105S
1150 x 2000	1178	£447.00	£536.40	LK814-115S
1350 x 2000	1378	£480.00	£576.00	LK814-135S

Please Note: To create your Andara showering space you will need to select one product from each table.

Bypass Panel (B)

Standard Sizes (B x height)	Width - No Adjustment	Price Exc. VAT	Price Inc. VAT	Order Code
200 x 2000*	200	£162.00	£194.40	LK812-20S
320 x 2000	320	£173.00	£207.60	LK812-32S
400 x 2000	397	£184.00	£220.80	LK812-40S

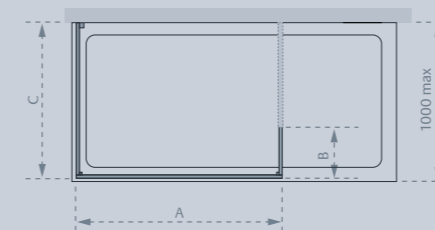
End Panel (C)

Standard Sizes (C x height)	Width Adjustment	Price Exc. VAT	Price Inc. VAT	Order Code
700 x 2000	670 - 705	£326.00	£391.20	LK818-070S
750 x 2000	720 - 755	£339.00	£406.80	LK818-075S
800 x 2000	770 - 805	£349.00	£418.80	LK818-080S
900 x 2000	870 - 905	£371.00	£445.20	LK818-090S
1000 x 2000	970 - 1005	£395.00	£474.00	LK818-100S

20mm Extension Profile £28.80 Inc. VAT (LK8LEPS Silver) - see page 169.

*Should be used on tray depths of ≤750mm to ensure suitable opening is available.

All measurements are in mm



Shower Panel, End Panel & Bypass Panel



Classic Walk-In

See page 33

This versatile Walk-In creates a perfect showering experience, using a combination of front, side and return glass panels for the ultimate feeling of space.

from £847.20 Inc. VAT

Front Panel (A)

You must order BOTH product codes for your chosen size

Standard Sizes (width x height)	Width Adjustment	Recommended Tray Size		Price Exc. VAT	Price Inc. VAT	Previous Code	Order Code Silver
		Min	Max				
1000 x 1850 + 85	1000 - 1025	1200	1600	£706.00	£847.20	LWS1000S	1 x CLWS100S & 1 x CLWSDG
1200 x 1850 + 85	1200 - 1225	1400	1800	£746.00	£895.20	LWS1200S	1 x CLWS120S & 1 x CLWSDG
1400 x 1850 + 85	1400 - 1425	1600	2000	£774.00	£928.80	LWS1400S	1 x CLWS140S & 1 x CLWSDG

Side Panel (B)

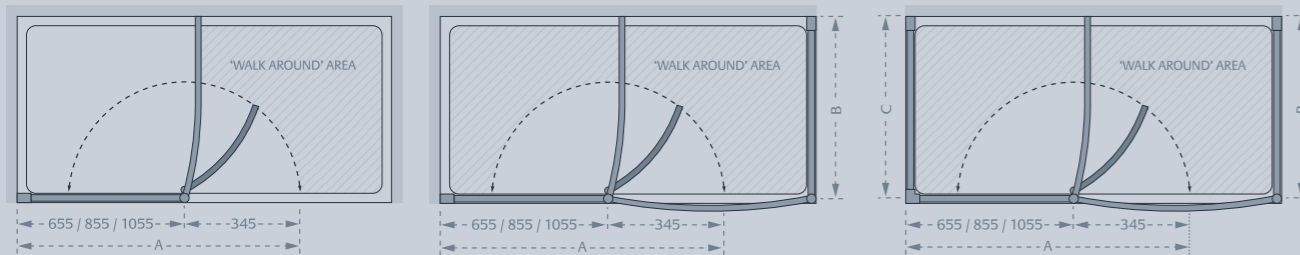
Standard Sizes (width x height)	Width Adjustment	Recommended Tray Size		Price Exc. VAT	Price Inc. VAT	Order Code Silver
		Min	Max			
700 x 1850 + 85	675 - 700	675	700	£270.00	£324.00	LWSP070S
750 x 1850 + 85	725 - 750	725	750	£282.00	£338.40	LWSP075S
800 x 1850 + 85	775 - 800	775	800	£299.00	£358.80	LWSP080S
900 x 1850 + 85	875 - 900	875	900	£325.00	£390.00	LWSP090S
1000 x 1850 + 85	975 - 1000	975	1000	£352.00	£422.40	LWSP100S

Return Panel (C)

Standard Sizes (width x height)	Width Adjustment	Recommended Tray Size		Price Exc. VAT	Price Inc. VAT	Order Code Silver
		Min	Max			
700 x 1850	660 - 720	n/a	n/a	£253.00	£303.60	LWRP070S
750 x 1850	720 - 780	n/a	n/a	£268.00	£321.60	LWRP075S
800 x 1850	760 - 820	n/a	n/a	£284.00	£340.80	LWRP080S
900 x 1850	840 - 900	n/a	n/a	£311.00	£373.20	LWRP090S
1000 x 1850	940 - 1000	n/a	n/a	£350.00	£420.00	LWRP100S

† Max. tray size only applicable when using Side Panel. Size is unrestricted when using Front Panel only. Optional ceiling brace kit £93.60 inc. VAT (LKSS-C150 Silver). Contact Lakes for advice.

All measurements are in mm
Careful consideration should be exercised if using a 700mm width tray as 'walk around' sizes may be restrictive.



Walk-In with Front Panel only

Walk-In with additional Side Panel

Marseilles

See page 34

A modern classic reflecting real beauty. Combine with our premium stone resin rectangular shower tray – Lakes Stone – for the best in chic and practical design.

from £768.00 Inc. VAT

Shower Panel (A)

Standard Sizes (A x height)	Width No Adjustment	Price Exc. VAT	Price Inc. VAT	Order Code
850 x 2000	855	£333.00	£399.60	LK815-085S
950 x 2000	955	£353.00	£423.60	LK815-095S
1100 x 2000	1063	£371.00	£445.20	LK815-110S
1200 x 2000	1163	£404.00	£484.80	LK815-120S
1400 x 2000	1363	£432.00	£518.40	LK815-140S

Please Note: To create your Marseilles showering space you will need to select one product from each of the first two tables.

End Panel (B)

Standard Sizes (B x height)	Width Adjustment	Price Exc. VAT	Price Inc. VAT	Order Code
750 x 2000	720 - 755	£339.00	£406.80	LK818-075S
800 x 2000	770 - 805	£349.00	£418.80	LK818-080S
900 x 2000	870 - 905	£371.00	£445.20	LK818-090S
1000 x 2000	970 - 1005	£395.00	£474.00	LK818-100S

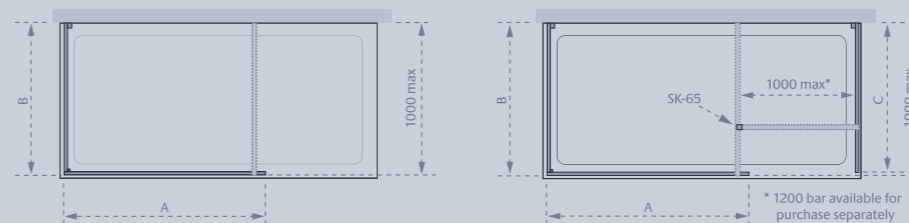
Optional Side Panel (C) also available with Lakes MIRROR™ finish

Standard Sizes (C x height)	Width Adjustment	Price Exc. VAT	Price Inc. VAT	Order Code
750 x 2000	705 - 740	£326.00	£391.20	LK810-075S
800 x 2000	755 - 790	£333.00	£399.60	LK810-080S
900 x 2000	855 - 890	£355.00	£426.00	LK810-090S
1000 x 2000	955 - 990	£420.00	£504.00	LK810-100S

90° Bar Joining Kit for Side Panel £39.00 £46.80 SK-65


20mm Extension Profile £28.80 Inc. VAT (LK8LEPS Silver) – see page 169.
Optional Ceiling Bracing Kit £168.00 Inc VAT (W10-040) – see page 169.
Call Lakes for prices and specifications on our MIRROR™ finish.

All measurements are in mm



Shower Panel & End Panel

Shower Panel, End Panel & Side Panel



Ceiling Bracing Kit
£168.00 Inc. VAT
W10-040

Nice

See page 35

With sleek profiles and the option to use in a wetroom or combine with a tray, the Nice is both discreet and practical.

from £675.60 Inc. VAT

Shower Panel (A)

Standard Sizes (A x height)	Width Adjustment	Price Exc. VAT	Price Inc. VAT	Order Code
800 x 2000	770 - 805	£401.00	£481.20	LK812-080S
900 x 2000	870 - 905	£432.00	£518.40	LK812-090S
1000 x 2000	970 - 1005	£448.00	£537.60	LK812-100S
1100 x 2000	1080 - 1115	£471.00	£565.20	LK812-110S
1200 x 2000	1180 - 1215	£493.00	£591.60	LK812-120S
1400 x 2000	1380 - 1415	£520.00	£624.00	LK812-140S
10mm glass variants				
800 x 2000	770 - 805	£511.00	£613.20	LK1012-080S
900 x 2000	870 - 905	£539.00	£646.80	LK1012-090S
1000 x 2000	970 - 1005	£567.00	£680.40	LK1012-100S
1100 x 2000	1080 - 1115	£594.00	£712.80	LK1012-110S
1200 x 2000	1180 - 1215	£623.00	£747.60	LK1012-120S

Please Note: To create your Nice showering space you will need to select:
- Shower Panel (A); and
- One product from Bypass Panel (B)

Bypass Panel (B)

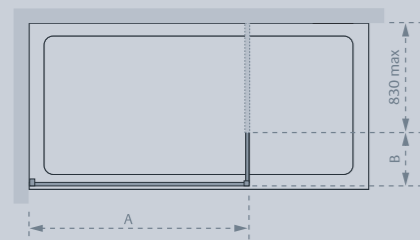
Standard Sizes (B x height)	Width - No Adjustment	Price Exc. VAT	Price Inc. VAT	Order Code
200 x 2000*	200	£162.00	£194.40	LK812-20S
320 x 2000	320	£173.00	£207.60	LK812-32S
400 x 2000	397	£184.00	£220.80	LK812-40S
10mm glass variants				
200 x 2000*	200	£163.00	£195.60	LK1012-20S
320 x 2000	320	£199.00	£238.80	LK1012-32S

20mm Extension Profile £28.80 Inc. VAT (LK8LEPS Silver) – see page 169.

*Should be used on tray depths of ≤750mm to ensure suitable opening is available.

Wetroom configuration

All measurements are in mm



Shower Panel & Bypass Panel



Levanzo

See page 36

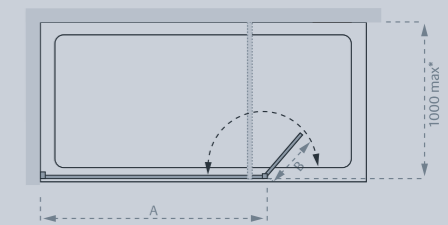
The flexibility of the hinged bypass panel combines easy access with effective shielding of shower spray.

from £648.00 Inc. VAT

Shower Panel (A)

Standard Sizes (A x height)	Width Adjustment	Price Exc. VAT	Price Inc. VAT	Order Code
700 x 2000	670 - 705	£321.00	£385.20	LK810-070S
750 x 2000	720 - 755	£326.00	£391.20	LK810-075S
800 x 2000	770 - 805	£333.00	£399.60	LK810-080S
900 x 2000	870 - 905	£355.00	£426.00	LK810-090S
1000 x 2000	970 - 1005	£420.00	£504.00	LK810-100S
1100 x 2000	1080 - 1115	£442.00	£530.40	LK810-110S
1200 x 2000	1180 - 1215	£463.00	£555.60	LK810-120S
1400 x 2000	1380 - 1415	£493.00	£591.60	LK810-140S
10mm glass variants				
700 x 2000	670 - 705	£433.00	£519.60	LK1010-070S
800 x 2000	770 - 805	£459.00	£550.80	LK1010-080S
900 x 2000	870 - 905	£490.00	£588.00	LK1010-090S
1000 x 2000	970 - 1005	£518.00	£621.60	LK1010-100S
1100 x 2000	1080 - 1115	£548.00	£657.60	LK1010-110S
1200 x 2000	1180 - 1215	£576.00	£691.20	LK1010-120S

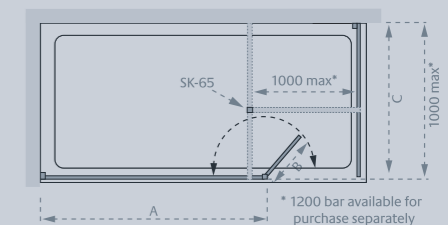
Please Note: To create your Levanzo showering space you will need to select one product from each of the first two tables.



Shower Panel & Bypass Panel

Hinged Bypass Panel (B)

Standard Sizes (B x height)	Width - No Adjustment	Price Exc. VAT	Price Inc. VAT	Order Code
200 x 2000	200	£219.00	£262.80	LK827-20S
300 x 2000	300	£229.00	£274.80	LK827-30S
400 x 2000	400	£241.00	£289.20	LK827-40S
10mm Glass Variants				
200 x 2000	200	£252.00	£302.40	LK1027-20S
300 x 2000	300	£274.00	£328.80	LK1027-30S
400 x 2000	400	£288.00	£345.60	LK1027-40S



Shower Panel & Bypass Panel & Side Panel

Optional Side Panel (C)

Standard Sizes (C x height)	Width Adjustment	Price Exc. VAT	Price Inc. VAT	Order Code
700 x 2000	655 - 690	£321.00	£385.20	LK810-070S
750 x 2000	705 - 740	£326.00	£391.20	LK810-075S
800 x 2000	755 - 790	£333.00	£399.60	LK810-080S
900 x 2000	855 - 890	£355.00	£426.00	LK810-090S
1000 x 2000	955 - 990	£420.00	£504.00	LK810-100S

90° Bar Joining Kit for Side Panel £39.00 £46.80 SK-65

20mm Extension Profile £28.80 Inc. VAT (LK8LEPS Silver) – see page 169.

The 300mm and 400mm Bypass Panels have a slight curvature (8mm only).

All other Bypass Panels are flat.

The Hinged Bypass Panel can also be used with the Marseilles – see page 121.

All measurements are in mm

Walk-Ins 8 & 10mm Glass

Walk-Ins 8 & 10mm Glass

Classic Shower Screen

See page 37

The ultimate in shower chic with one striking glass panel edged by an elegantly turned profile. Pure style, pure bliss.

from £568.80 Inc. VAT

Standard Sizes (width x height)	Width Adjustment	Price Exc. VAT	Price Inc. VAT	Order Code Silver
700 x 1900 + 85	675 - 700	£474.00	£568.80	LKSS700S
800 x 1900 + 85	775 - 800	£514.00	£616.80	LKSS800S
900 x 1900 + 85	875 - 900	£535.00	£642.00	LKSS900S
1000 x 1900 + 85	975 - 1000	£567.00	£680.40	LKSS1000S
1200 x 1900 + 85	1175 - 1200	£640.00	£768.00	LKSS1200S

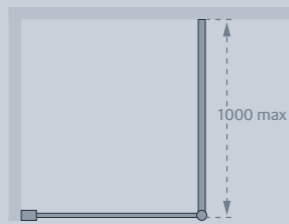
Optional Fixings:

Ceiling brace kit £93.60 Inc. VAT (LKSS-C150 Silver).

Extended bracing bar 1200mm in length £49.20 Inc. VAT (LKSS-C021 Silver).

Contact Lakes for advice.

All measurements are in mm



Ceiling Bracing Kit.
£93.60 Inc. VAT - LKSS-C150
Can only be used at the finial points.



Alassio

See page 38

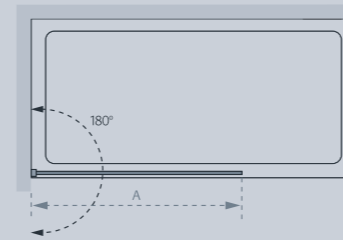
The practical and flexible solution of Alassio includes a unique glass panel that rotates over 90 degrees each way from the centre point. It is ideal for wet rooms or bathrooms where easy access is important.

from £429.60 Inc. VAT

Hinged Shower Panel (A)

Standard Sizes (A x height)	Width Adjustment	Price Exc. VAT	Price Inc. VAT	Order Code
700 x 1900	675 - 700	£358.00	£429.60	LK850-070S
800 x 1900	775 - 800	£384.00	£460.80	LK850-080S
900 x 1900	875 - 900	£412.00	£494.40	LK850-090S
1000 x 1900	975 - 1000	£440.00	£528.00	LK850-100S

All measurements are in mm



Hinged Shower Panel



Riviera

See page 40

Make a statement in a larger bathroom and let this free-standing design take centre stage. Perfect for walk-in, walk-out showering in style.

from £435.60 Inc. VAT

Shower Panel (A)

Standard Sizes (A x height)	Width - No Adjustment	Price Exc. VAT	Price Inc. VAT	Order Code
1100 x 2000	1078	£450.00	£540.00	LK811-110S
1200 x 2000	1178	£485.00	£582.00	LK811-120S
1400 x 2000	1378	£516.00	£619.20	LK811-140S

Bypass Panel (B) Two Required - one at each side

Standard Sizes (B x height)	Width - No Adjustment	Price Exc. VAT	Price Inc. VAT	Order Code
200 x 2000*	200	£162.00	£194.40	LK812-20S
320 x 2000	320	£173.00	£207.60	LK812-32S
400 x 2000	397	£184.00	£220.80	LK812-40S

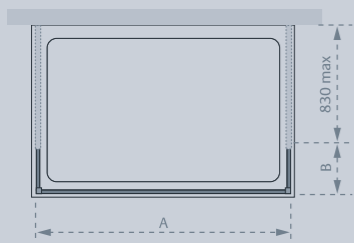
Shower Panel only (C) Without bypass panels

Standard Sizes (B x height)	Width - No Adjustment	Price Exc. VAT	Price Inc. VAT	Order Code
950 x 2000	950	£363.00	£435.60	LK819-095S
1050 x 2000	1050	£381.00	£457.20	LK819-105S
1150 x 2000	1150	£403.00	£483.60	LK819-115S
1350 x 2000	1350	£445.00	£534.00	LK819-135S

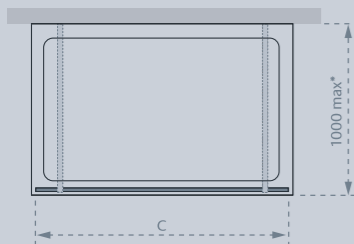
20mm Extension Profile £28.80 Inc. VAT (LK8LEPS Silver) - see page 169.

*Should be used on tray depths of ≤750mm to ensure suitable opening is available.

All measurements are in mm



Shower Panel & Bypass Panels



* 1200 bar available for purchase separately

Shower Panel only

Please Note: To create your Riviera showering space you will need to select:

- one product from the first table and two identical products from the second table; or
- one product from the third table.



Cannes

See page 41

Let the beauty of your bathroom décor shine through with the luxury of our simple Cannes screen. Also available with Lakes MIRRO™ finish.

from £246.00 Inc. VAT

Shower Panel (A) & Optional Side Panel (B)

Standard Sizes (A / B x height)	Width Adjustment	Price Exc. VAT	Price Inc. VAT	Order Code
200 x 2000*	200 - 215	£205.00	£246.00	LK810-020S
320 x 2000*	320 - 335	£227.00	£272.40	LK810-032S
400 x 2000*	395 - 410	£242.00	£290.40	LK810-040S
500 x 2000*	495 - 510	£263.00	£315.60	LK810-050S
600 x 2000*	595 - 610	£282.00	£338.40	LK810-060S
700 x 2000	655 - 690	£321.00	£385.20	LK810-070S
750 x 2000	705 - 740	£326.00	£391.20	LK810-075S
800 x 2000	755 - 790	£333.00	£399.60	LK810-080S
900 x 2000	855 - 890	£355.00	£426.00	LK810-090S
1000 x 2000	955 - 990	£420.00	£504.00	LK810-100S
1100 x 2000	1065 - 1100	£442.00	£530.40	LK810-110S
1200 x 2000	1165 - 1200	£463.00	£555.60	LK810-120S
1400 x 2000	1365 - 1400	£493.00	£591.60	LK810-140S

10mm glass variants


700 x 2000	655 - 690	£433.00	£519.60	LK1010-070S
800 x 2000	755 - 790	£459.00	£550.80	LK1010-080S
900 x 2000	855 - 890	£490.00	£588.00	LK1010-090S
1000 x 2000	955 - 990	£518.00	£621.60	LK1010-100S
1100 x 2000	1065 - 1100	£548.00	£657.60	LK1010-110S
1200 x 2000	1165 - 1200	£576.00	£691.20	LK1010-120S

90° Bar Joining Kit for Side Panel	£39.00	£46.80	SK-65
*Bracing Kit (required when used as side panel)	£93.00	£111.60	W8-052
Extended Bracing Bar (1200mm)	£43.00	£51.60	E352-120
Optional Ceiling Bracing Kit (suitable for 8 or 10mm glass)	£140.00	£168.00	W10-040

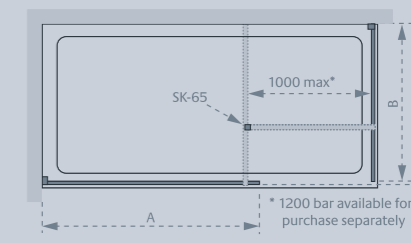
*200-600mm sizes supplied without bracing bar - Bracing Kit (W8-052) may be purchased separately.

20mm Extension Profile £28.80 Inc. VAT (LK8LEPS Silver) - see page 169. Call Lakes for prices and specifications on our MIRRO™ finish.

All measurements are in mm



Shower Panel



Shower Panel & Side Panel



Ceiling Bracing Kit
£168.00 Inc. VAT
W10-040

Talsi

See page 44

Smooth in style and motion, the fluid nature of our Coastline slider perfectly embodies the versatility and design possibilities of this Collection.


from £847.20 Inc. VAT

You must order BOTH product codes for your chosen size

Standard Sizes (width x height)	Width Adjustment	Door Opening	Price Exc. VAT	Price Inc. VAT	Order Codes
1000 x 2000	940 - 1000	360	£706.00	£847.20	1 x 8HS100S & 1 x 8HS100DG
1100 x 2000	1040 - 1100	410	£731.00	£877.20	1 x 8HS110S & 1 x 8HS110DG
1200 x 2000	1140 - 1200	460	£759.00	£910.80	1 x 8HS120S & 1 x 8HS120DG
1400 x 2000	1340 - 1400	560	£811.00	£973.20	1 x 8HS140S & 1 x 8HS140DG
1500 x 2000	1440 - 1500	610	£836.00	£1,003.20	1 x 8HS150S & 1 x 8HS150DG
1600 x 2000	1540 - 1600	660	£863.00	£1,035.60	1 x 8HS160S & 1 x 8HS160DG
1700 x 2000	1640 - 1700	710	£904.00	£1,084.80	1 x 8HS170S & 1 x 8HS170DG

20mm Extension Profile £37.20 Inc. VAT (8HLEPS Silver) – see page 169.
Compatible with Coastline Side Panel – see pages 52 & 133.

All measurements are in mm



Malmo

See page 46

Our Coastline corner entry adds another perspective to the chic design of this Collection. Mix and match from the panel sizes to create your perfectly proportioned showering space.

from £952.80 Inc. VAT

Standard Sizes (width x height)	Width Adjustment	Price Exc. VAT*	Price Inc. VAT*	Order Code
700 x 2000	660 - 690	£397.00	£476.40	8HC070S
750 x 2000	710 - 740	£424.00	£508.80	8HC075S
800 x 2000	750 - 780	£433.00	£519.60	8HC080S
900 x 2000	850 - 880	£462.00	£554.40	8HC090S
1000 x 2000	950 - 980	£490.00	£588.00	8HC100S

Door opening sizes

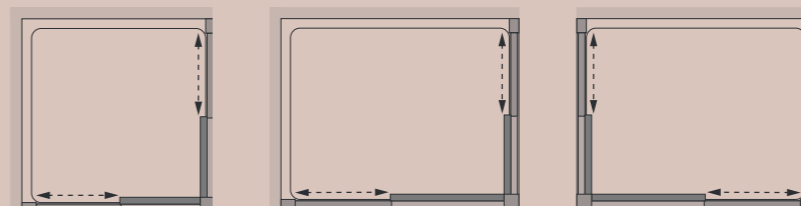
Panel Size	700	750	800	900	1000
700	330	345	360	400	442
750	345	365	385	423	463
800	360	385	395	436	475
900	400	423	436 ^B	465	506
1000	442 ^A	463	475	506	535

IMPORTANT: You must order any TWO product codes to create your chosen showering space. See example orders below:

Size (width x depth)	Door Opening Size	Price Exc. VAT	Price Inc. VAT	Order Codes
700 x 1000	See table above ^A	£887.00	£1,064.40	8HC070S & 8HC100S
800 x 900	See table above ^B	£895.00	£1,074.00	8HC080S & 8HC090S

20mm Extension Profile £37.20 Inc. VAT (8HLEPS Silver) – see page 169.

All measurements are in mm



Valmiera
See page 47

Our Coastline quadrant and offset quadrant design is the perfect blend of functionality and beautiful seamless curves to make the most of aesthetics and available space.

from £1,140.00 Inc. VAT

Quadrant

You must order BOTH product codes for your chosen size

Standard Sizes (width x height)	Width Adjustment	Door Opening	Price Exc. VAT	Price Inc. VAT	Order Codes
800 x 2000	765 - 795	390	£950.00	£1,140.00	1 x 8HR080S & 1 x 8HRDG
900 x 2000	865 - 895	550	£986.00	£1,183.20	1 x 8HR090S & 1 x 8HRDG
1000 x 2000	965 - 995	550	£1,049.00	£1,258.80	1 x 8HR100S & 1 x 8HRDG

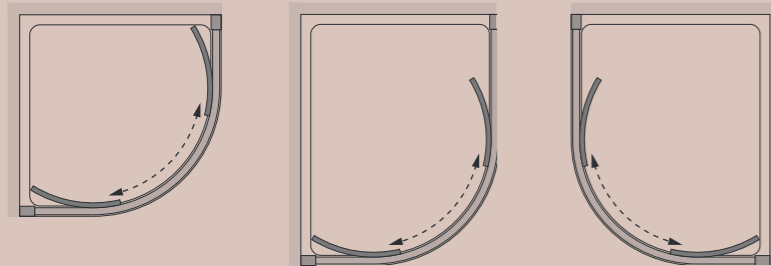
Offset Quadrant

You must order BOTH product codes for your chosen size

Standard Sizes (w x d x h)	Width Adjustment	Door Opening	Price Exc. VAT	Price Inc. VAT	Order Codes
900 x 800 x 2000	865-895 & 765-795	470	£979.00	£1,174.80	1 x 8HR098S & 1 x 8HRDG
1000 x 800 x 2000	965-995 & 765-795	470	£1,002.00	£1,202.40	1 x 8HR108S & 1 x 8HRDG
1200 x 800 x 2000	1165-1195 & 765-795	470	£1,062.00	£1,274.40	1 x 8HR128S & 1 x 8HRDG
1200 x 900 x 2000	1165-1195 & 865-895	550	£1,082.00	£1,298.40	1 x 8HR129S & 1 x 8HRDG

20mm Extension Profile £37.20 Inc. VAT (8HLEPS Silver) – see page 169.

All measurements are in mm



Quadrant

Offset Left-Hand Tray

Offset Right-Hand Tray



Sorong
See page 48

As a pure quadrant or offset, the single-door Sorong is a harmonious blend of clean lines and gentle curves.

from £1,252.80 Inc. VAT

Quadrant

You must order BOTH product codes for your chosen size

Standard Sizes (width x height)	Width Adjustment	Door Opening	Price Exc. VAT	Price Inc. VAT	Order Codes
800 x 2000	765 - 795	400	£1,044.00	£1,252.80	1 x 8HRSD080S & 1 x 8HRSDDG
900 x 2000	865 - 895	500	£1,085.00	£1,302.00	1 x 8HRSD090S & 1 x 8HRSDDG
1000 x 2000	965 - 995	500	£1,155.00	£1,386.00	1 x 8HRSD100S & 1 x 8HRSDDG

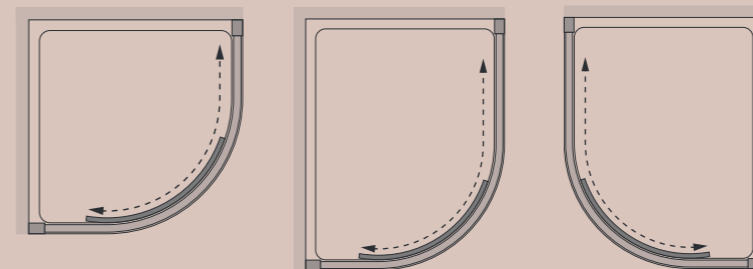
Offset Quadrant

You must order BOTH product codes for your chosen size

Standard Sizes (w x d x h)	Width Adjustment	Door Opening	Price Exc. VAT	Price Inc. VAT	Order Codes
900 x 760 x 2000	865-895 & 725-755	500	£1,067.00	£1,280.40	1 x 8HRSD0976S & 1 x 8HRSDDG
900 x 800 x 2000	865-895 & 765-795	500	£1,077.00	£1,292.40	1 x 8HRSD098S & 1 x 8HRSDDG
1000 x 800 x 2000	965-995 & 765-795	500	£1,101.00	£1,321.20	1 x 8HRSD108S & 1 x 8HRSDDG
1200 x 800 x 2000	1165-1195 & 765-795	500	£1,169.00	£1,402.80	1 x 8HRSD128S & 1 x 8HRSDDG
1200 x 900 x 2000	1165-1195 & 865-895	500	£1,189.00	£1,426.80	1 x 8HRSD129S & 1 x 8HRSDDG

20mm Extension Profile £37.20 Inc. VAT (8HLEPS Silver) – see page 169.

All measurements are in mm



Single Door Quadrant

Offset Left-Hand Tray

Offset Right-Hand Tray



Bergen

See page 50

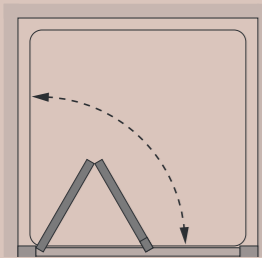
Our Coastline bi-fold enhances the illusion of space, without sacrificing elegance or style. Whether in an alcove or corner, it provides a sophisticated design solution.

from **£932.40 Inc. VAT**

Standard Sizes (width x height)	Width Adjustment	Door Opening	Price Exc. VAT	Price Inc. VAT	Order Code
700 x 2000	660 - 720	390	£777.00	£932.40	8HB070S
750 x 2000	720 - 780	450	£834.00	£1,000.80	8HB075S
800 x 2000	760 - 820	490	£867.00	£1,040.40	8HB080S
900 x 2000	840 - 900	570	£935.00	£1,122.00	8HB090S
1000 x 2000	940 - 1000	670	£1,015.00	£1,218.00	8HB100S

20mm Extension Profile £37.20 Inc. VAT (8HLEPS Silver) – see page 169.
Compatible with Coastline Side Panel – see pages 52 & 133.

All measurements are in mm



Narva

See page 51

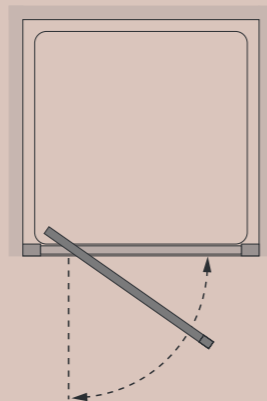
Whether combined with a side panel, or installed in an alcove, the slim profile of this pivot door underpins its sleek design.

from **£590.40 Inc. VAT**

Standard Sizes (width x height)	Width Adjustment	Door Opening	Price Exc. VAT	Price Inc. VAT	Order Code
700 x 2000	660 - 720	423	£492.00	£590.40	8HP070S
750 x 2000	720 - 780	483	£510.00	£612.00	8HP075S
800 x 2000	760 - 820	513	£519.00	£622.80	8HP080S
900 x 2000	840 - 900	553	£543.00	£651.60	8HP090S
1000 x 2000	940 - 1000	603	£572.00	£686.40	8HP100S

20mm Extension Profile £37.20 Inc. VAT (8HLEPS Silver) – see page 169.
Compatible with Coastline Side Panel – see pages 52 and 133.

All measurements are in mm



Coastline side Panel

See page 52

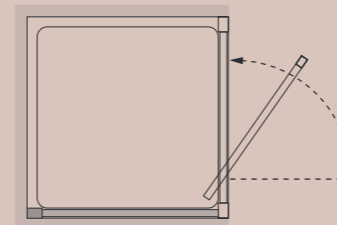
A simple, yet beautifully designed panel that complements our Coastline doors, making your bathroom vision a reality, no matter what the plan or dimensions of your space.

from **£405.60 Inc. VAT**

Standard Sizes (width x height)	Width Adjustment	Price Exc. VAT	Price Inc. VAT	Order Code
700 x 2000	670 - 700	£338.00	£405.60	8HSP070S
750 x 2000	720 - 750	£350.00	£420.00	8HSP075S
800 x 2000	770 - 800	£363.00	£435.60	8HSP080S
900 x 2000	870 - 900	£389.00	£466.80	8HSP090S
1000 x 2000	970 - 1000	£411.00	£493.20	8HSP100S

20mm Extension Profile £37.20 Inc. VAT (8HLEPS Silver) – see page 169.

All measurements are in mm



These side panels are available exclusively for use with the Coastline Collection. The panel is compatible with these models:

Code	Page	Code	Page	Code	Page
8HB	50 & 132	8HP	51 & 132	8HS	44 & 128



Bracklesham

See page 54

Showroom Exclusive

With a polished aluminium finish and elegant curves, our single door quadrant is the perfect solution for everyday family life.

from **£1,164.00 Inc. VAT**

Single Door Quadrant

You must order BOTH product codes for your chosen size

Standard Sizes (width x height)	Width Adjustment	Door Opening	Curve fixed panel size	Flat fixed panel size	Price Exc. VAT	Price Inc. VAT	Order Codes
800 x 1950	765-790	400	445	205	£970.00	£1,164.00	1 x BAYRSD080S & 1 x BAYRSDDG
900 x 1950	865-890	500	545	305	£1,020.00	£1,224.00	1 x BAYRSD090S & 1 x BAYRSDDG

Offset Single Door Quadrant

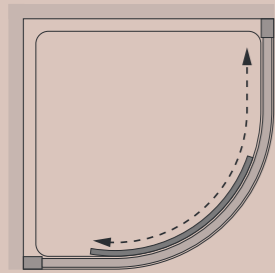
You must order BOTH product codes for your chosen size

Standard Sizes (w x d x h)	Width Adjustment	Door Opening	Curve fixed panel size	Flat fixed panel size	Price Exc. VAT	Price Inc. VAT	Order Codes
900 x 800 x 1950	865-890 & 765-790	500	545	205	£1,006.00	£1,207.20	1 x BAYRSD098S & 1 x BAYRSDDG
1000 x 800 x 1950	965-990 & 765-790	500	645	205	£1,081.00	£1,297.20	1 x BAYRSD108S & 1 x BAYRSDDG
1200 x 800 x 1950	1165-1190 & 765-790	500	845	205	£1,096.00	£1,315.20	1 x BAYRSD128S & 1 x BAYRSDDG
1200 x 900 x 1950	1165-1190 & 865-890	500	845	305	£1,113.00	£1,335.60	1 x BAYRSD129S & 1 x BAYRSDDG

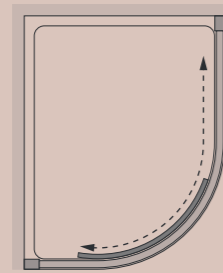
20mm Extension Profile £36.00 Inc. VAT (BAYLEPS Silver) – see page 169.

Note: Door closure is to 'flat' fixed panel only.

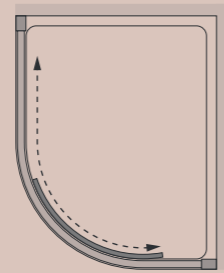
All measurements are in mm



Single Door Quadrant



Offset Left-Hand Tray



Offset Right-Hand Tray



Stainless Steel branded handle, exclusive to all products in the Bay Series.

St. Ives

See page 55

Showroom Exclusive

Effortlessly glide back the double doors to reveal the generous space afforded to this corner showering space. Its silky aluminium curves and robust handles make this quadrant a favourite for most showering spaces.

from **£1,084.80 Inc. VAT**

Double Door Quadrant

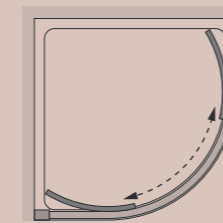
You must order BOTH product codes for your chosen size

Standard sizes (width x height)	Width Adjustment	Door Opening	Price Exc. VAT	Price Inc. VAT	Order Codes
800 x 1950	765-790	390	£904.00	£1,084.80	1 x BAYR080S & 1 x BAYRDG
900 x 1950	865-890	550	£942.00	£1,130.40	1 x BAYR090S & 1 x BAYRDG

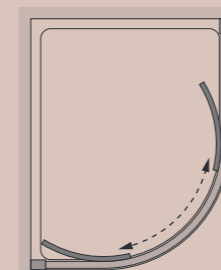
Standard sizes (w x d x h)	Width Adjustment	Door Opening	Price Exc. VAT	Price Inc. VAT	Order Codes
900 x 800 x 1950	865-890 & 765-790	470	£930.00	£1,116.00	1 x BAYR098S & 1 x BAYRDG
1000 x 800 x 1950	965-990 & 765-790	470	£945.00	£1,134.00	1 x BAYR108S & 1 x BAYRDG
1200 x 800 x 1950	1165-1190 & 765-790	470	£988.00	£1,185.60	1 x BAYR128S & 1 x BAYRDG
1200 x 900 x 1950	1165-1190 & 865-890	550	£1,005.00	£1,206.00	1 x BAYR129S & 1 x BAYRDG

20mm Extension Profile £36.00 Inc. VAT (BAYLEPS Silver) – see page 169.

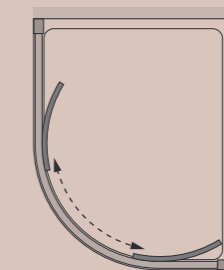
All measurements are in mm



Double Door Quadrant



Offset Left-Hand Tray



Offset Right-Hand Tray



Unique interlocking cover caps, exclusive to all products in the Bay Series.

Carradale

See page 56

Showroom Exclusive

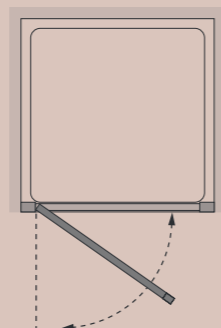
This hinged door is a stylish option for those that appreciate elegant, understated looks, and easy access into the showering space for those precious moments in life.

from £615.60 Inc. VAT

Standard Sizes (width x height)	Width Adjustment	Door Opening	Door protrusion mm (90° open)	Price Exc. VAT	Price Inc. VAT	Order Code
700 x 1950	650-700	520	525	£513.00	£615.60	BAYH070S
750 x 1950	700-750	570	575	£523.00	£627.60	BAYH075S
800 x 1950	750-800	620	625	£531.00	£637.20	BAYH080S
900 x 1950	850-900	720	725	£550.00	£660.00	BAYH090S
1000 x 1950	950-1000	820	825	£567.00	£680.40	BAYH100S

20mm Extension Profile £36.00 Inc. VAT (BAYLEPS Silver) – see page 169.
Compatible with Bay Side Panel – see pages 58 & 137.

All measurements are in mm



Sandown

See page 57

Showroom Exclusive

With a whisper-quiet sliding door and smooth looks, the clean lines will enhance all sizes or style of bathroom and setting.

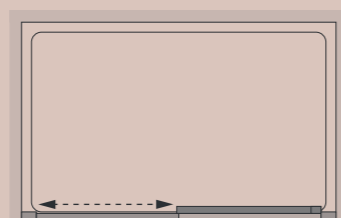
from £669.60 Inc. VAT

Where there are two codes you must order BOTH product codes for your chosen size.

Standard Sizes (width x height)	Width Adjustment	Door Opening	Price Exc. VAT	Price Inc. VAT	Order Codes
1000 x 1950	950-1000	365	£583.00	£699.60	BAYS100S
1100 x 1950	1050-1100	415	£603.00	£723.60	BAYS110S
1200 x 1950	1150-1200	465	£623.00	£747.60	BAYS120S
1400 x 1950	1350-1400	565	£676.00	£811.20	BAYS140S
1500 x 1950	1450-1500	615	£844.00	£1,012.80	1 x BAYSF150S & 1 x BAYSDG150
1700 x 1950	1650-1700	715	£883.00	£1,059.60	1 x BAYSF170S & 1 x BAYSDG170

20mm Extension Profile £36.00 Inc. VAT (BAYLEPS Silver) – see page 169.
Compatible with Bay Side Panel – see pages 58 & 137.

All measurements are in mm



Bay Side Panel

See page 58

Showroom Exclusive

Not only do our side panels offer greater flexibility, the striking smooth finish and concealed fittings create a seamless integrated feel to enhance your showering space.

from £392.40 Inc. VAT

Standard Sizes (width x height)	Width Adjustment	Price Exc. VAT	Price Inc. VAT	Order Code
700 x 1950	665-700	£327.00	£392.40	BAYSP070S
750 x 1950	715-750	£335.00	£402.00	BAYSP075S
800 x 1950	765-800	£344.00	£412.80	BAYSP080S
900 x 1950	865-900	£361.00	£433.20	BAYSP090S
1000 x 1950	965-1000	£376.00	£451.20	BAYSP100S

20mm Extension Profile £36.00 Inc. VAT (BAYLEPS Silver) – see page 169

All measurements are in mm



Low Threshold Double Door Quadrant

See page 62

The practical low threshold gives easier access to this spacious Quadrant, whichever layout option you choose. Ideal for wet rooms too.

from £835.20 Inc. VAT

Quadrant

You must order BOTH product codes for your chosen size

Standard Sizes (width x height)	Width Adjustment	Door Op*	Price Exc. VAT	Price Inc. VAT	Previous Code	Order Codes
800 x 1850	765 - 795	370	£696.00	£835.20	LKV3R080S	1 x CLV3R080S & 1 x CLV3RDG
900 x 1850	865 - 895	530	£714.00	£856.80	LKV3R090S	1 x CLV3R090S & 1 x CLV3RDG
1000 x 1850	965 - 995	530	£730.00	£876.00	LKV3R100S	1 x CLV3R100S & 1 x CLV3RDG

Offset Quadrant

You must order BOTH product codes for your chosen size

Standard Sizes (width x height)	Width Adjustment	Door Op*	Price Exc. VAT	Price Inc. VAT	Previous Codes	Order Codes Left-Hand	Order Codes Right-Hand
900 x 800 x 1850	865-895 x 765-795	450	£714.00	£856.80	LKV3R98LS / LKV3R98RS	1 x CLV3R98LS & 1 x CLV3RDG	1 x CLV3R98RS & 1 x CLV3RDG
1000 x 800 x 1850	965-995 x 765-795	450	£764.00	£916.80	LKV3R108LS / LKV3R108RS	1 x CLV3R108LS & 1 x CLV3RDG	1 x CLV3R108RS & 1 x CLV3RDG
1200 x 800 x 1850	1165-1195 x 765-795	450	£801.00	£961.20	LKV3R128LS / LKV3R128RS	1 x CLV3R128LS & 1 x CLV3RDG	1 x CLV3R128RS & 1 x CLV3RDG
1200 x 900 x 1850	1165-1195 x 865-895	530	£817.00	£980.40	LKV3R129LS / LKV3R129RS	1 x CLV3R129LS & 1 x CLV3RDG	1 x CLV3R129RS & 1 x CLV3RDG

Please note: fixed panels are 6mm glass, door panels are 8mm glass.

30mm Extension Profile £32.40 Inc. VAT (LEPS Silver) – see page 169.

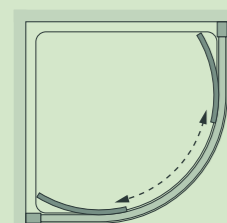
Alternative Bright Chrome Plate Finish Stainless Steel Loop Handle £28.80 Inc. VAT (SK-130) – see page 168.

Compatible with Classic Side Panel, Semi-framed (LWRPS Silver) – see pages 84 & 154.


Compatible with Classic Side Panel, Framed (LK1SPS Silver) – see pages 85 & 154.

*Door Op = Door opening

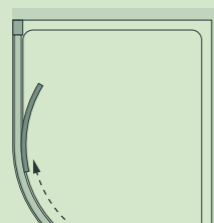
All measurements are in mm



Double Door Quadrant



Offset Left-Hand Tray



Offset Right-Hand Tray



Alternative Chrome Plate
Stainless Steel Loop Handle
£28.80 Inc. VAT
SK-130

Double Door Quadrant

See page 64

Designed with affordability in mind, the handsome curves of this corner design and spacious offset option are complemented by a subtly rounded profile.

from £619.20 Inc. VAT

Quadrant

You must order BOTH product codes for your chosen size

Standard Sizes (width x height)	Width Adjustment	Door Opening	Price Exc. VAT	Price Inc. VAT	Previous Code	Order Codes Silver
800 x 1850	765 - 795	370	£516.00	£619.20	LKV2R800S	1 x CLV2R080S & 1 x CLV2RDG
900 x 1850	865 - 895	530	£529.00	£634.80	LKV2R900S	1 x CLV2R090S & 1 x CLV2RDG
1000 x 1850	965 - 995	530	£542.00	£650.40	LKV2R1000S	1 x CLV2R100S & 1 x CLV2RDG

Offset Quadrant

You must order BOTH product codes for your chosen size

Standard Sizes (width x height)	Width Adjustment	Door Opening	Price Exc. VAT	Price Inc. VAT	Previous Code	Order Codes Silver
900 x 800 x 1850	865-895 x 765-795	450	£529.00	£634.80	LKV2R900800S	1 x CLV2R098S & 1 x CLV2RDG
1000 x 800 x 1850	965-995 x 765-795	450	£567.00	£680.40	LKV2R1000800S	1 x CLV2R108S & 1 x CLV2RDG
1200 x 800 x 1850	1165-1195 x 765-795	450	£594.00	£712.80	LKV2R1200800S	1 x CLV2R128S & 1 x CLV2RDG
1200 x 900 x 1850	1165-1195 x 865-895	530	£608.00	£729.60	LKV2R1200900S	1 x CLV2R129S & 1 x CLV2RDG

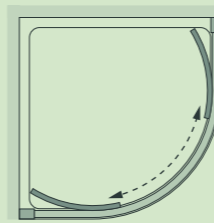
30mm Extension Profile £32.40 Inc. VAT (LEPS Silver) – see page 169.

Alternative Bright Chrome Plate Finish Stainless Steel Loop Handle £28.80 Inc. VAT (SK-130) – see page 168.


Compatible with Classic Semi-Framed Side Panel (LWRPS Silver) – see pages 84 & 154.

Compatible with Classic Framed Side Panel (LK1SPS Silver) – see pages 85 & 154.

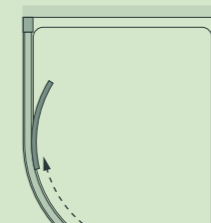
All measurements are in mm



Double Door Quadrant



Offset Left-Hand Tray



Offset Right-Hand Tray



Alternative Chrome Plate
Stainless Steel Loop Handle
£28.80 Inc. VAT
SK-130

Single Door Quadrant

See page 65

An elegant and practical solution for corner spaces in smaller bathrooms or ensembles.

from £666.00 Inc. VAT

Quadrant

You must order BOTH product codes for your chosen size

Standard Sizes (width x height)	Width Adjustment	Door Opening	Price Exc. VAT	Price Inc. VAT	Previous Code	Order Codes Silver
800 x 1900	765 - 795	400	£555.00	£666.00	SDV2R080S	1 x CLSDV2R080S & 1 x CLSDV2RDG
900 x 1900	865 - 895	500	£587.00	£704.40	SDV2R090S	1 x CLSDV2R090S & 1 x CLSDV2RDG
1000 x 1900	965 - 995	500	£624.00	£748.80	SDV2R100S	1 x CLSDV2R100S & 1 x CLSDV2RDG

Offset Quadrant

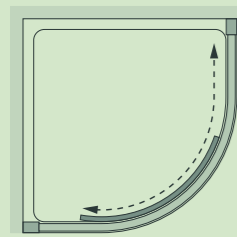
You must order BOTH product codes for your chosen size

Standard Sizes (width x height)	Width Adjustment	Door Opening	Price Exc. VAT	Price Inc. VAT	Previous Code	Order Codes Silver
900 x 760 x 1900	865-895 x 725-755	500	£594.00	£712.80	SDV2R0976S	1 x CLSDV2R0976S & 1 x CLSDV2RDG
900 x 800 x 1900	865-895 x 765-795	500	£612.00	£734.40	SDV2R098S	1 x CLSDV2R098S & 1 x CLSDV2RDG
1000 x 800 x 1900	965-995 x 765-795	500	£645.00	£774.00	SDV2R108S	1 x CLSDV2R108S & 1 x CLSDV2RDG
1200 x 800 x 1900	1165-1195 x 765-795	500	£690.00	£828.00	SDV2R128S	1 x CLSDV2R128S & 1 x CLSDV2RDG
1200 x 900 x 1900	1165-1195 x 865-895	500	£702.00	£842.40	SDV2R129S	1 x CLSDV2R129S & 1 x CLSDV2RDG

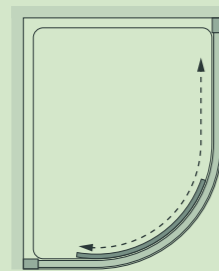
Note: Door closure is to 'flat' fixed panel only.

Alternative Bright Chrome Plate Finish Stainless Steel Loop Handle £28.80 Inc. VAT (SK-130) – see page 168.

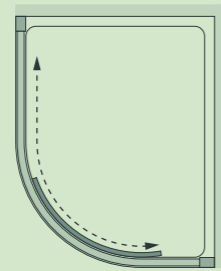
All measurements are in mm



Single Door Quadrant



Offset Left-Hand Tray



Offset Right-Hand Tray



Alternative Chrome Plate Stainless Steel Loop Handle
£28.80 Inc. VAT
SK-130

Easy-fit Quadrant

See page 66

Our original quadrant design is precision engineered for easier installation while making the best use of the available space in any bathroom.

from £916.80 Inc. VAT

Quadrant

Standard Sizes (width x height)	Width Adjustment	Door Opening	Price Exc. VAT	Price Inc. VAT	Order Code Silver	Order Code White
800 x 1850	765 - 790	370	£764.00	£916.80	LKR800S	LKR800W
900 x 1850	865 - 890	530	£792.00	£950.40	LKR900S	LKR900W
1000 x 1850	965 - 990	530	£821.00	£985.20	LKR1000S	LKR1000W

Offset Quadrant

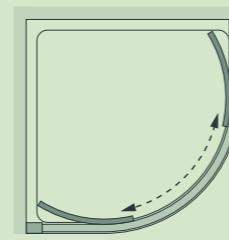
Standard Sizes (width x height)	Width Adjustment	Door Opening	Price Exc. VAT	Price Inc. VAT	Order Code Silver	Order Code White
900 x 800 x 1850	865-890 x 765-790	450	£766.00	£919.20	LKR900800S	LKR900800W
1000 x 800 x 1850	965-990 x 765-790	450	£902.00	£1,082.40	LKR1000800S	LKR1000800W
1200 x 800 x 1850	1165-1190 x 765-790	450	£1,021.00	£1,225.20	LKR1200800S	LKR1200800W
1200 x 900 x 1850	1165-1190 x 865-890	530	£1,049.00	£1,258.80	LKR1200900S	LKR1200900W

30mm Quadrant Extension Profile £44.40 inc. VAT (LKR-C001 Silver, LKR-W001 White).


Special height doors can be manufactured to order with an additional surcharge.

Alternative Bright Chrome Plate Finish Stainless Steel Loop Handle £28.80 Inc. VAT (SK-130) – see page 168.

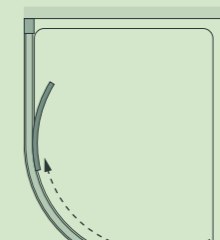
All measurements are in mm



Easy-fit Quadrant



Offset Left-Hand Tray



Offset Right-Hand Tray



Alternative Chrome Plate Stainless Steel Loop Handle
£28.80 Inc. VAT
SK-130

Pivot Door
with integrated
In-line panel

The seamless finish of this semi-framed pivot door is ideal for a wider showering space, with no profile between the door and the adjacent in-line panel.

from £562.80 Inc. VAT

See page 67

Standard Sizes (width x height)	Width Adjustment	In-line Panel	Wall to door – at 90° open (A)	Door Opening	Price Exc. VAT	Price Inc. VAT	Order Code Silver
1000 x 1850	940 - 1000	149	315 - 345	555	£469.00	£562.80	LKVP1100S
1100 x 1850	1040 - 1100	249	415 - 445	555	£482.00	£578.40	LKVP1110S
1200 x 1850	1140 - 1200	349	515 - 545	555	£493.00	£591.60	LKVP1120S

30mm Extension Profile £32.40 Inc. VAT (LEPS Silver) – see page 169.

Alternative Bright Chrome Plate Finish Stainless Steel Loop Handle £28.80 Inc. VAT (SK-130) – see page 168.

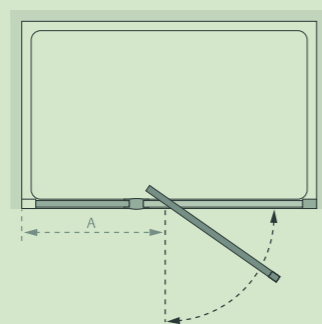
Compatible with Classic Side Panel, Semi-framed (LWRPS Silver) – see pages 84 & 154.

Compatible with Classic Side Panel, Framed (LK1SPS Silver) – see pages 85 & 154.

All measurements are in mm

6mm Glass

Classic



Alternative Chrome Plate Stainless Steel Loop Handle £28.80 Inc. VAT SK-130

Pivot Door
semi-framed

See page 68

Deceptively simple yet simply stunning. This semi-framed, pivot door creates a particularly slim profile to complement the simplicity of many modern bathrooms or en-suites.

Lakes MIRRO™ finish provides a moveable full-length mirror, adding an extra dimension to this showering space.

from £435.60 Inc. VAT

Standard Sizes (width x height)	Width Adjustment	Door Opening	Price Exc. VAT	Price Inc. VAT	Order Code Silver	Order Code White
700 x 1850	660 - 720	420	£363.00	£435.60	LKVP070S	LKVP070W
750 x 1850	720 - 780	480	£384.00	£460.80	LKVP075S	LKVP075W
800 x 1850	760 - 820	500	£401.00	£481.20	LKVP080S	LKVP080W
900 x 1850	840 - 900	550	£426.00	£511.20	LKVP090S	LKVP090W
1000 x 1850	940 - 1000	590	£450.00	£540.00	LKVP100S	LKVP100W

30mm Extension Profile £32.40 Inc. VAT (LEPS Silver, LEPS White) – see page 169.

Note: Maximum adjustment range is reduced by 15mm when used in conjunction with the In-line Panel Pack pages 86 & 155.

Special height doors can be manufactured to order with an additional surcharge.

Alternative Bright Chrome Plate Finish Stainless Steel Loop Handle £28.80 Inc. VAT (SK-130) – see page 168.

Compatible with Classic Side Panel, Semi-framed (LWRPS Silver) – see pages 84 & 154.

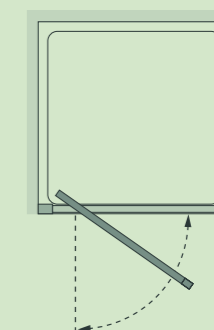
Compatible with Classic Side Panel, Framed (LK1SPS Silver, LK1SPW White) – see pages 85 & 154.

Call Lakes for prices and specifications on our MIRRO™ finish.

All measurements are in mm



Alternative Chrome Plate Stainless Steel Loop Handle £28.80 Inc. VAT SK-130



Pivot Door
framed

See page 69

The practical and simple solution of this framed pivot door means effortless showering and clean, uncluttered looks.

from £388.80 Inc. VAT

Standard Sizes (width x height)	Width Adjustment	Door Opening	Price Exc. VAT	Price Inc. VAT	Order Code Silver	Order Code White
700 x 1850	660 - 720	450	£324.00	£388.80	LK1P070S	LK1P070W
750 x 1850	720 - 780	510	£343.00	£411.60	LK1P075S	LK1P075W
800 x 1850	760 - 820	490	£358.00	£429.60	LK1P080S	LK1P080W
900 x 1850	840 - 900	510	£381.00	£457.20	LK1P090S	LK1P090W
1000 x 1850	940 - 1000	590	£411.00	£493.20	LK1P100S	LK1P100W

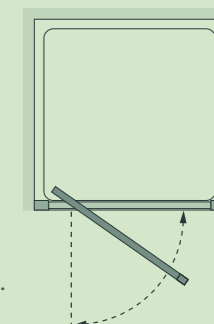
30mm Extension Profile £32.40 Inc. VAT (LEPS Silver, LEPS White) – see page 169.

Note: Maximum adjustment range is reduced by 15mm when used in conjunction with the In-line Panel Pack pages 86 & 155.

Compatible with Classic Side Panel, Semi-framed (LWRPS Silver) – see pages 84 & 154.

Compatible with Classic Side Panel, Framed (LK1SPS Silver, LK1SPW White) – see pages 85 & 154.

All measurements are in mm



6mm Glass

Classic

Bifold Door
semi-framed
See page 70

Where space is at a premium this simple, bi-fold design provides a stylish solution, complete with an attractive handle detail.

from **£524.40 Inc. VAT**

Standard Sizes (width x height)	Width Adjustment	Door Opening	Price Exc. VAT	Price Inc. VAT	Order Code Silver	Order Code White
700 x 1850	660 - 720	425	£437.00	£524.40	LKVB070S	LKVB070W
750 x 1850	720 - 780	485	£455.00	£546.00	LKVB075S	LKVB075W
800 x 1850	760 - 820	525	£481.00	£577.20	LKVB080S	LKVB080W
900 x 1850	840 - 900	605	£511.00	£613.20	LKVB090S	LKVB090W
1000 x 1850	940 - 1000	705	£550.00	£660.00	LKVB1000S	LKVB1000W

30mm Extension Profile £32.40 Inc. VAT (LEPS Silver, LEPW White) – see page 169.

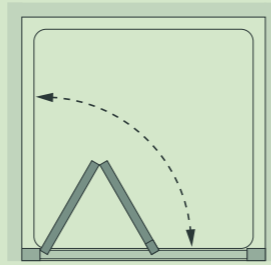
Note: Maximum adjustment range is reduced by 15mm when used in conjunction with the In-line Panel Pack pages 86 & 155.

Special height doors can be manufactured to order with an additional surcharge.

Compatible with Classic Side Panel, Semi-framed (LWRPS Silver) – see pages 84 & 154.

Compatible with Classic Side Panel, Framed (LK1SPS Silver, LK1SPW White) – see pages 85 & 154.

All measurements are in mm



Bifold Door
framed
See page 71

Simple, elegant and practical, the inward opening of a bi-fold door is the perfect space saving solution.

from **£468.00 Inc. VAT**

Standard Sizes (width x height)	Width Adjustment	Door Opening	Price Exc. VAT	Price Inc. VAT	Order Code Silver	Order Code White
700 x 1850	660 - 720	480	£390.00	£468.00	LK1B070S	LK1B070W
750 x 1850	720 - 780	540	£407.00	£488.40	LK1B075S	LK1B075W
800 x 1850	760 - 820	580	£428.00	£513.60	LK1B080S	LK1B080W
900 x 1850	840 - 900	660	£458.00	£549.60	LK1B090S	LK1B090W
1000 x 1850	940 - 1000	760	£492.00	£590.40	LK1B1000S	LK1B1000W

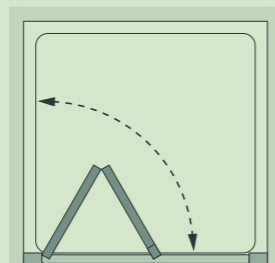
30mm Extension Profile £32.40 Inc. VAT (LEPS Silver, LEPW White) – see page 169.

Note: Maximum adjustment range is reduced by 15mm when used in conjunction with the In-line Panel Pack pages 86 & 155.

Compatible with Classic Side Panel, Semi-framed (LWRPS Silver) – see pages 84 & 154.

Compatible with Classic Side Panel, Framed (LK1SPS Silver, LK1SPW White) – see pages 85 & 154.

All measurements are in mm



Seated Shower Tray and In-line Panel
with Bi-Fold and Pivot Door

A beautifully raised seat that integrates into the tray, this showering space allows for comfort, ease and safety without compromising on style.

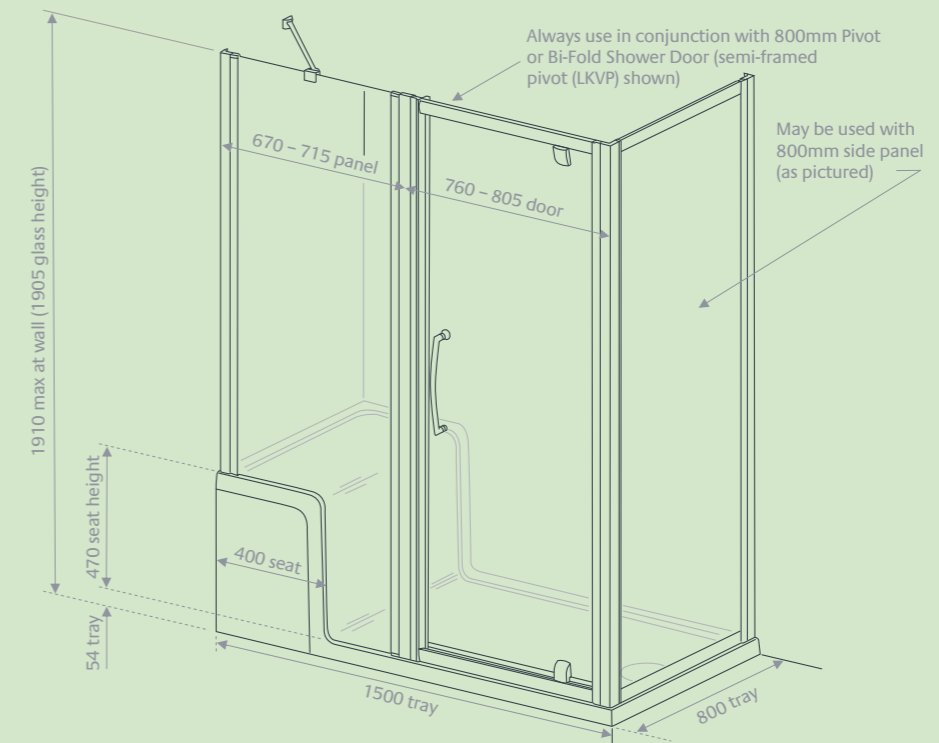
from **£2,061.60 Inc. VAT**

See page 72

	Overall Size (width x height)	Width Adjustment	Door Opening	Price Exc. VAT	Price Inc. VAT	Order Code
In-line Panel (for Seat Tray)	700 x 1850	670 - 715	n/a	£345.00	£414.00	LKIST700S
Door Options	Overall Size (width x height)	Width Adjustment	Door Opening	Price Exc. VAT	Price Inc. VAT	Order Code
Framed Pivot	800 x 1850	760 - 805	490	£358.00	£429.60	LK1P080S
Framed Bi-Fold	800 x 1850	760 - 805	580	£428.00	£513.60	LK1B080S
Semi-Framed Pivot	800 x 1850	760 - 805	500	£401.00	£481.20	LKVP080S
Semi-Framed Bi-Fold	800 x 1850	760 - 805	525	£481.00	£577.20	LKVB080S
	Overall Size	Width Adjustment	Door Opening	Price Exc. VAT	Price Inc. VAT	Order Code
Shower Seat Tray	1500 x 800	n/a	n/a	£1,015.00	£1,218.00	LKST8015

800mm Classic Side Panel, Semi-framed or Framed can be ordered separately for a corner installation – see pages 84, 85 & 154.

All measurements are in mm



Over Bath Double Door Slider

See page 73

An elegant solution where space is at a premium but you still want to have the choice between the pleasures of bathing or a real showering experience.

from **£676.80 Inc. VAT**

Door

Standard Sizes (width x height)	Width Adjustment	Door Opening	Price Exc. VAT	Price Inc. VAT	Order Code Silver
1500 x 1500	1440 - 1500	580	£564.00	£676.80	LKV2BS150S
1600 x 1500	1540 - 1600	630	£598.00	£717.60	LKV2BS160S
1700 x 1500	1640 - 1700	680	£619.00	£742.80	LKV2BS170S
1800 x 1500	1740 - 1800	730	£637.00	£764.40	LKV2BS180S


Side Panel

Standard Sizes (width x height)	Width Adjustment	Door Opening	Price Exc. VAT	Price Inc. VAT	Order Code Silver
700 x 1500	640 - 700	n/a	£225.00	£270.00	LKV2BSP070S
750 x 1500	690 - 750	n/a	£232.00	£278.40	LKV2BSP075S
800 x 1500	740 - 800	n/a	£238.00	£285.60	LKV2BSP080S

30mm Extension Profile £32.40 Inc. VAT (LEPS Silver) – see page 169.

Alternative Bright Chrome Plate Finish Stainless Steel Loop Handle £28.80 Inc. VAT (SK-130) – see page 168.

All measurements are in mm



Alternative Chrome Plate
Stainless Steel Loop Handle
£28.80 Inc. VAT
SK-130

Over Bath Double Door Slider, Semi-framed with an added Side Panel

Slider Door

semi-framed

See page 74

With a wide choice of sizes from 1000mm to 2000mm, this semi-framed slider gives you the freedom to create the perfect showering space for your bathroom. This slider door is also available with Lakes MIRROR™ finish on the fixed panel, enhancing your usable space.

from **£559.20 Inc. VAT**

Where there are two codes you must order BOTH product codes for your chosen size.

Standard Sizes (width x height)	Width Adjustment	Door Op*	Price Exc. VAT	Price Inc. VAT	Previous Code	Order Code Silver	Order Code White
1000 x 1850	940 - 1000	360	£466.00	£559.20	n/a	LKV2S100S	LKV2S100W
1100 x 1850	1040 - 1100	410	£481.00	£577.20	n/a	LKV2S110S	LKV2S110W
1200 x 1850	1140 - 1200	460	£490.00	£588.00	n/a	LKV2S120S	LKV2S120W
1300 x 1850	1240 - 1300	510	£511.00	£613.20	n/a	LKV2S130S	n/a
1400 x 1850	1340 - 1400	560	£529.00	£634.80	n/a	LKV2S140S	LKV2S140W
1500 x 1850	1440 - 1500	610	£562.00	£674.40	n/a	LKV2S150S	LKV2S150W
1600 x 1850	1540 - 1600	660	£562.00	£674.40	n/a	LKV2S160S	LKV2S160W
1700 x 1850	1640 - 1700	710	£607.00	£728.40	LKV2S170S / LKV2S170W	1 x CLV2SF170S & 1 x CLV2S170DG	1 x CLV2SF170W & 1 x CLV2S170DG
1800 x 1850	1740 - 1800	760	£629.00	£754.80	LKV2S180S	1 x CLV2SF180S & 1 x CLV2S180DG	n/a
2000 x 1850	1940 - 2000	910	£675.00	£810.00	LKV2S200S	1 x CLV2SF200S & 1 x CLV2S200DG	n/a

30mm Extension Profile £32.40 Inc. VAT (LEPS Silver, LEPW White) – see page 169.

Note: Maximum adjustment range is reduced by 15mm when used in conjunction with the In-line Panel Pack pages 86 & 155.

Special height doors can be manufactured to order with an additional surcharge.

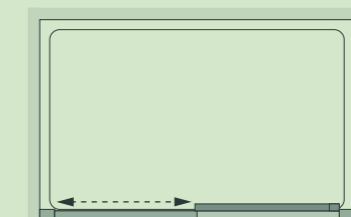
Alternative Bright Chrome Plate Finish Stainless Steel Loop Handle £28.80 Inc. VAT (SK-130) – see page 168

Compatible with Classic Side Panel, Semi-framed (LWRPS Silver) – see pages 84 & 154.

Compatible with Classic Side Panel, Framed (LK1SPS Silver, LK1SPW White) – see pages 85 & 154.

Call Lakes for prices and specifications on our MIRROR™ finish.

*Door Op = Door opening
All measurements are in mm



Alternative Chrome Plate
Stainless Steel Loop Handle
£28.80 Inc. VAT
SK-130

Low Threshold Slider Door

See page 75

Identical in every way to our popular semi-framed Slider, a lower threshold allows you to step-in and step-out with ease.

from £756.00 Inc. VAT

Where there are two codes you must order BOTH product codes for your chosen size.

Standard Sizes (width x height)	Width Adjustment	Door Op*	Price Exc. VAT	Price Inc. VAT	Previous Code	Order Code Left-Hand	Order Code Right-Hand
1000 x 1850	940 - 1000	360	£630.00	£756.00	n/a	LKV3S100LS	LKV3S100RS
1100 x 1850	1040 - 1100	410	£648.00	£777.60	n/a	LKV3S110LS	LKV3S110RS
1200 x 1850	1140 - 1200	460	£661.00	£793.20	n/a	LKV3S120LS	LKV3S120RS
1300 x 1850	1240 - 1300	510	£690.00	£828.00	n/a	LKV3S130LS	LKV3S130RS
1400 x 1850	1340 - 1400	560	£714.00	£856.80	n/a	LKV3S140LS	LKV3S140RS
1500 x 1850	1440 - 1500	610	£760.00	£912.00	LKV3S150LS / LKV3S150RS	1 x CLV3SF150LS & 1 x CLV3S150DG	1 x CLV3SF150RS & 1 x CLV3S150DG
1600 x 1850	1540 - 1600	660	£760.00	£912.00	LKV3S160LS / LKV3S160RS	1 x CLV3SF160LS & 1 x CLV3S160DG	1 x CLV3SF160RS & 1 x CLV3S160DG
1700 x 1850	1640 - 1700	710	£817.00	£980.40	LKV3S170LS / LKV3S170RS	1 x CLV3SF170LS & 1 x CLV3S170DG	1 x CLV3SF170RS & 1 x CLV3S170DG
1800 x 1850	1740 - 1800	760	£849.00	£1,018.80	LKV3S180LS / LKV3S180RS	1 x CLV3SF180LS & 1 x CLV3S180DG	1 x CLV3SF180RS & 1 x CLV3S180DG

Please note: fixed panel is 6mm glass, door panel is 8mm glass. The Low Threshold does not include a bottom rail or rollers.

30mm Extension Profile £32.40 Inc. VAT (LEPS Silver) – see page 169.

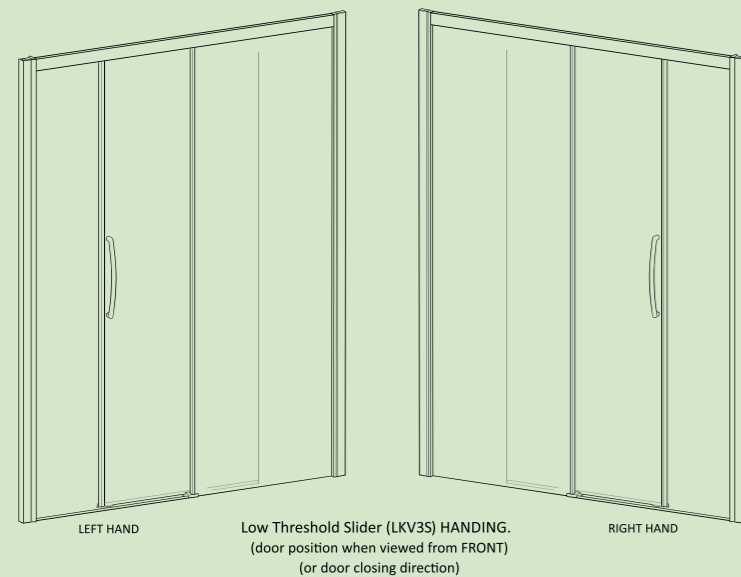
Note: Maximum adjustment range is reduced by 15mm when used in conjunction with the In-line Panel Pack pages 86 & 155.

Alternative Bright Chrome Plate Finish Stainless Steel Loop Handle £28.80 Inc. VAT (SK-130) – see page 168.

Compatible with Classic Side Panel, Semi-framed (LWRPS Silver) – see pages 84 & 154.

Compatible with Classic Side Panel, framed (LK1SPS Silver) – see pages 85 & 154.

*Door Op = Door opening
All measurements are in mm



Alternative Chrome Plate
Stainless Steel Loop Handle
£28.80 Inc. VAT
SK-130

Slider Door Framed

See page 76

The lightest of touches is all that's needed for this framed slider door to glide back, enabling you to step in and enjoy a light and spacious showering experience.

from £501.60 Inc. VAT

Standard Sizes (width x height)	Width Adjustment	Door Opening	Price Exc. VAT	Price Inc. VAT	Order Code Silver	Order Code White
1000 x 1850	940 - 1000	380	£418.00	£501.60	LK12S100S	LK12S100W
1100 x 1850	1040 - 1100	430	£428.00	£513.60	LK12S110S	LK12S110W
1200 x 1850	1140 - 1200	480	£440.00	£528.00	LK12S120S	LK12S120W

30mm Extension Profile £32.40 Inc. VAT (LEPS Silver, LEPW White) – see page 169.

Note: Maximum adjustment range is reduced by 15mm when used in conjunction with the In-line Panel Pack pages 86 & 155.

Compatible with Classic Side Panel, Semi-framed (LWRPS Silver) – see pages 84 & 154.

Compatible with Classic Side Panel, framed (LK1SPS Silver, LK1SPW White) – see pages 85 & 154.

All measurements are in mm



Double Door Slider
Semi-framed
See page 78

Sleek and practical, the smooth running double door design offers easy access to your showering space.

from **£687.60 Inc. VAT**

Where there are two codes you must order BOTH product codes for your chosen size.

Standard Sizes (width x height)	Width Adjustment	Door Opening	Price Exc. VAT	Price Inc. VAT	Previous Code	Order Code Silver
1200 x 1850	1140 - 1200	430	£573.00	£687.60	n/a	LKV2DS120S
1400 x 1850	1340 - 1400	530	£612.00	£734.40	n/a	LKV2DS140S
1500 x 1850	1440 - 1500	580	£632.00	£758.40	n/a	LKV2DS150S
1600 x 1850	1540 - 1600	630	£657.00	£788.40	n/a	LKV2DS160S
1700 x 1850	1640 - 1700	680	£677.00	£812.40	n/a	LKV2DS170S
1800 x 1850	1740 - 1800	730	£699.00	£838.80	LKV2DS180S	1 x CLV2DSF180S & 1 x CLV2DS180DG
2000 x 1850	1940 - 2000	830	£746.00	£895.20	LKV2DS200S	1 x CLV2DSF200S & 1 x CLV2DS200DG

30mm Extension Profile £32.40 Inc. VAT (LEPS Silver) – see page 169.

Alternative Bright Chrome Plate Finish Stainless Steel Loop Handle £28.80 Inc. VAT (SK-130) – see page 168.

Compatible with Classic Side Panel, Semi-framed (LWRPS Silver) – see pages 84 & 154.

Compatible with Classic Side Panel, Framed (LK1SPS Silver) – see pages 85 & 154.

All measurements are in mm



Double Door slider, Semi-framed with Classic Side Panel



Alternative Chrome Plate Stainless Steel Loop Handle £28.80 Inc. VAT SK-130

Corner Entry
Framed
See page 79

A great self-contained design featuring sliding doors to each side of this showering space, combining quality and practicality in one elegant solution.

from **£645.60 Inc. VAT**

Standard Sizes (width x height)	Width Adjustment	Door Opening	Price Exc. VAT	Price Inc. VAT	Previous Code	Order Code Silver	Order Code White
750 x 1850	710 - 740	390	£538.00	£645.60	LK1C075S / LK1C075W	CL1C075S	CL1C075W
800 x 1850	750 - 780	420	£562.00	£674.40	LK1C080S / LK1C080W	CL1C080S	CL1C080W
900 x 1850	850 - 880	490	£590.00	£708.00	LK1C090S / LK1C090W	CL1C090S	CL1C090W

30mm Extension Profile £32.40 Inc. VAT (LEPS Silver, LEPW White) – see page 169.

Compatible with Classic Side Panel, Semi-framed (LWRPS Silver) – see pages 84 & 154.

Compatible with Classic Side Panel, Framed (LK1SPS Silver, LK1SPW White) – see pages 85 & 154.

All measurements are in mm



Corner Entry, Framed in Silver. Also available in White.

Corner Entry
Semi-framed
See page 80

With our easy-glide system, simply slide back the doors of this corner entry, step in, engage the magnetic door sealing and enjoy an invigorating shower. Also available with Lakes MIRROR™ finish for added style and practicality.

from **£722.40 Inc. VAT**

Standard Sizes (width x height)	Width Adjustment	Door Opening	Price Exc. VAT	Price Inc. VAT	Previous Code	Order Code Silver	Order Code White
750 x 1850	710 - 740	360	£602.00	£722.40	LKVC075S / LKVC075W	CLVC075S	CLVC075W
800 x 1850	750 - 780	385	£624.00	£748.80	LKVC080S / LKVC080W	CLVC080S	CLVC080W
900 x 1850	850 - 880	460	£658.00	£789.60	LKVC090S / LKVC090W	CLVC090S	CLVC090W
1000 x 1850	950 - 980	530	£700.00	£840.00	LKVC100S / LKVC100W	CLVC100S	CLVC100W

30mm Extension Profile £32.40 Inc. VAT (LEPS Silver, LEPW White) – see page 169.

Special height doors can be manufactured to order with an additional surcharge.

Alternative Bright Chrome Plate Finish Stainless Steel Loop Handle £28.80 Inc. VAT (SK-130) – see page 168.

Compatible with Classic Side Panel, Semi-framed (LWRPS Silver) – see pages 84 & 154.

Compatible with Classic Side Panel, Framed (LK1SPS Silver, LK1SPW White) – see pages 85 & 154.

Call Lakes for prices and specifications on our MIRROR™ finish.

All measurements are in mm



Alternative Chrome Plate Stainless Steel Loop Handle £28.80 Inc. VAT SK-130

Pentagon
Semi-framed
See page 82

Perfect for where space might prevent using a conventional corner unit, this practical semi-framed pentagon can be fitted with your choice of bi-fold or pivot door. Maximise light and space by adding Lakes MIRROR™ finish to both side panels.

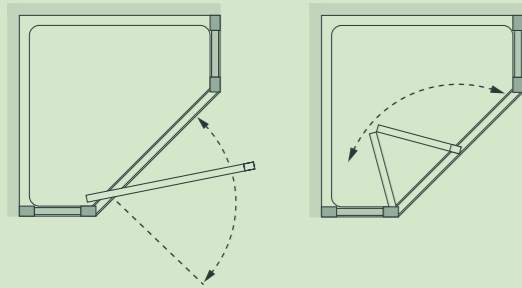
from **£820.80 Inc. VAT**

	Standard Sizes (width x height)	Width Adjustment	Door Opening	Price Exc. VAT	Price Inc. VAT	Order Code Silver	Order Code White
Pentagon Side Panels	350 x 1850	340 - 400	n/a	£321.00	£385.20	LPE34-40S	LPE34-40W
Semi-Framed Bi-Fold Door	700 x 1850	660 - 720	425	£437.00	£524.40	LKVB070S	LKVB070W
Semi-Framed Pivot Door	700 x 1850	660 - 720	420	£363.00	£435.60	LKVP070S	LKVP070W

	Standard Size	Tray Type	Price Exc. VAT	Price Inc. VAT	Order Code
Pentagon Tray complete with 90mm waste	900 x 900	Low-Profile ABS Resin	£177.00	£212.40	TP99-ENG

Call Lakes for prices and specifications on our MIRROR™ finish.

All measurements are in mm



Pentagon
Framed
See page 83

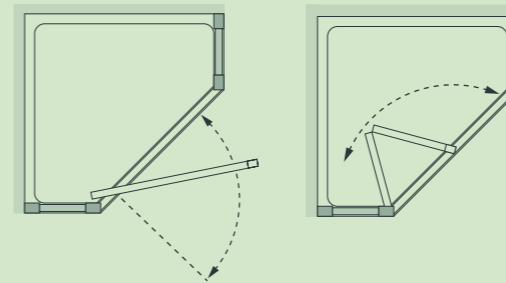
Bold lines and a striking shape make this framed pentagon a distinctive choice with the freedom to add a pivot door or, as shown, a bi-fold design.

from **£774.00 Inc. VAT**

	Standard Sizes (width x height)	Width Adjustment	Door Opening	Price Exc. VAT	Price Inc. VAT	Order Code Silver	Order Code White
Pentagon Side Panels	350 x 1850	340 - 400	n/a	£321.00	£385.20	LPE34-40S	LPE34-40W
Framed Bi-Fold Door	700 x 1850	660 - 720	480	£390.00	£468.00	LK1B070S	LK1B070W
Framed Pivot Door	700 x 1850	660 - 720	450	£324.00	£388.80	LK1P070S	LK1P070W

	Standard Size	Tray Type	Price Exc. VAT	Price Inc. VAT	Order Code	Product Code
Pentagon Tray complete with 90mm waste	900 x 900	Low-Profile ABS Resin	£177.00	£212.40	n/a	TP99-ENG

All measurements are in mm



Classic Side Panel Semi-framed

See page 84

Sometimes the subtlest of changes can make a real difference to your showering experience, such as adding a side panel to convey light and space.

from £303.60 Inc. VAT

Standard Sizes (width x height)	Width Adjustment	Price Exc. VAT	Price Inc. VAT	Order Code Silver
700 x 1850	660 - 720	£253.00	£303.60	LWRP070S
750 x 1850	720 - 780	£268.00	£321.60	LWRP075S
800 x 1850	760 - 820	£284.00	£340.80	LWRP080S
900 x 1850	840 - 900	£311.00	£373.20	LWRP090S
1000 x 1850	940 - 1000	£350.00	£420.00	LWRP100S



Special height doors can be manufactured to order with an additional surcharge.

All measurements are in mm

These Side Panels are available exclusively for use with specific Classic Collection products. The panel is compatible with these models:

Code	Page	Code	Page	Code	Page
LK1B	71 & 144	CLV3R	62 & 138	CLV3S	75 & 148
LK1P	69 & 143	LKVB	70 & 144	CLV2DS	78 & 150
LK12S	76 & 149	LKVP	68 & 143	CLVC	80 & 151
CL1C	79 & 151	LKVPI	67 & 142	LILPP	86 & 155
CLV2R	64 & 139	CLV2S	74 & 147	n/a	n/a



Classic Side Panel Framed

See page 85

Choose the shower door that suits the size and style of your bathroom and add a matching side panel with or without Lakes' MIRROR™ finish, to create your perfectly proportioned showering space.

from £271.20 Inc. VAT

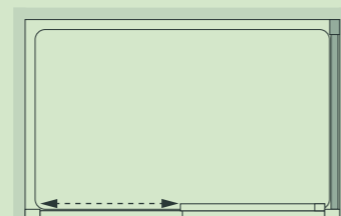
Standard Sizes (width x height)	Width Adjustment	Price Exc. VAT	Price Inc. VAT	Order Code Silver	Order Code White
700 x 1850	660 - 720	£226.00	£271.20	LK1SP070S	LK1SP070W
750 x 1850	720 - 780	£238.00	£285.60	LK1SP075S	LK1SP075W
800 x 1850	760 - 820	£255.00	£306.00	LK1SP080S	LK1SP080W
900 x 1850	840 - 900	£277.00	£332.40	LK1SP090S	LK1SP090W
1000 x 1850	940 - 1000	£314.00	£376.80	LK1SP1000S	LK1SP1000W
1100 x 1850	1040 - 1100	£344.00	£412.80	LK1SP1100S	n/a
1200 x 1850	1140 - 1200	£366.00	£439.20	LK1SP1200S	n/a

Special height doors can be manufactured to order with an additional surcharge. Call Lakes for prices and specifications on our MIRROR™ finish.

All measurements are in mm

These Side Panels are available exclusively for use with specific Classic Collection products. The panel is compatible with these models:

Code	Page	Code	Page	Code	Page
LK1B	71 & 144	CLV3R	62 & 138	CLV3S	75 & 148
LK1P	69 & 143	LKVB	70 & 144	CLV2DS	78 & 150
LK12S	76 & 149	LKVP	68 & 143	CLVC	80 & 151
CL1C	79 & 151	LKVPI	67 & 142	LILPP	86 & 155
CLV2R	64 & 139	CLV2S	74 & 147	n/a	n/a



In-line Panel Pack

See page 86

Our In-line Panel Pack contains all you need to create a luxuriously sized showering space. The pack includes a panel, joining profile and bracing arm. The panel is available with Lakes MIRROR™ finish too.

from £385.20 Inc. VAT

	Standard Size (width x height)	Width Adjustment	Price Exc. VAT	Price Inc. VAT	Order Code Silver	Order Code White
In-line Panel Pack	350 x 1850	340 - 385	£321.00	£385.20	LILPP350S	LILPP350W
In-line Profile only	n/a	n/a	£36.00	£43.20	LIP-C004	LIP-W004
In-line Bracing Arm only	n/a	n/a	£44.00	£52.80	BA-C350	BA-W350

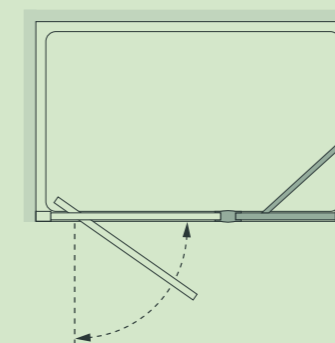
Compatible with Classic Side Panel, Semi-framed (LWRPS Silver) – see pages 84 & 154.

Compatible with Classic Side Panel, Framed (LK1SPS Silver, LK1SPW White) – see pages 85 & 154.

Call Lakes for prices and specifications on our MIRROR™ finish.

All measurements are in mm

This In-line Panel Pack is available exclusively for use with the Classic Collection Semi-framed and Framed Bi-Fold, Pivot and Slider Doors.



Island Hinged Bath Screen

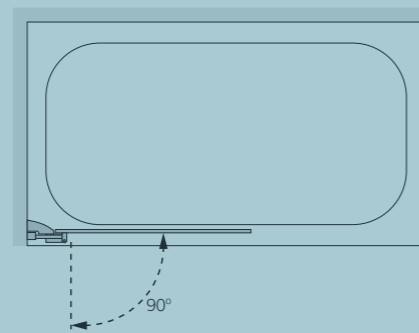
See page 90

All the design purity of our Island Collection comes to life in this contemporary hinged bath screen, with frameless design.

from £774.00 Inc. VAT

Overall Size (width x height)	Fixed Panel (width adjustment)	Hinged Panel (width)	Price Exc. VAT	Price Inc. VAT	Order Code
800 x 1500	154 - 169	646	£645.00	£774.00	SS130-080S
900 x 1500	154 - 169	746	£663.00	£795.60	SS130-090S
1000 x 1500	154 - 169	846	£687.00	£824.40	SS130-100S

All measurements are in mm



Coastline Hinged Bath Screen

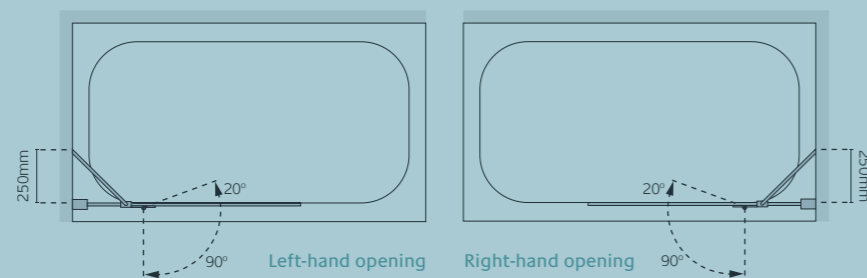
See page 91

Elegance and functionality combine to transform any bath into a luxurious showering space.

from £520.80 Inc. VAT

Overall Size (width x height)	Fixed Panel (width adjustment)	Hinged Panel	Price Exc. VAT	Price Inc. VAT	Order Code Left-Hand	Order Code Right-Hand
900 - 915 x 1500	292 - 307	608	£434.00	£520.80	SS100LS	SS100RS
1000 - 1015 x 1500	492 - 507	508	£451.00	£541.20	SS105LS	SS105RS

All measurements are in mm



Coastline and Classic Curved Bath Screen

See page 92

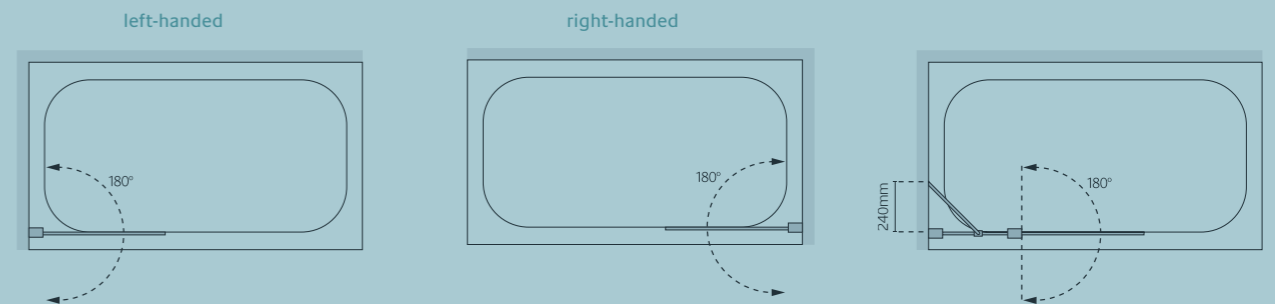
An elegantly simple solution with an attractive curve to the top of the screen and effective sealing along the bath top. Also available with Lakes MIRROR™ finish.

from £279.60 Inc. VAT

Standard Sizes (width x height)	Width Adjustment	Price Exc. VAT	Price Inc. VAT	Order Code Silver	Order Code White
800 x 1400	800 - 825	£233.00	£279.60	SS10S	SS10W
800 x 1400	800 - 825	£260.00	£312.00	SS11S (with towel rail)	n/a
975 (315 + 660) x 1400	975 - 1000	£390.00	£468.00	SS20S	n/a
975 (315 + 660) x 1400	975 - 1000	£413.00	£495.60	SS22S (with towel rail)	n/a
8mm Glass Variant					
800 x 1400	800 - 825	£266.00	£319.20	BS810S	

Call Lakes for prices and specifications on our MIRROR™ finish.

All measurements are in mm



SS11S Silver Single Panel Curved Bath Screen with Towel Rail



SS20S Silver Double Panel Curved Bath Screen



SS22S Silver Double Panel Curved Bath Screen with Towel Rail

Coastline and Classic Square Bath Screen

See page 93

Crisp, clean lines define this square edged bath screen. A distinctively deep screen can be created using the double panel screen. Also available with Lakes MIRRORED™ finish.

from £297.60 Inc. VAT

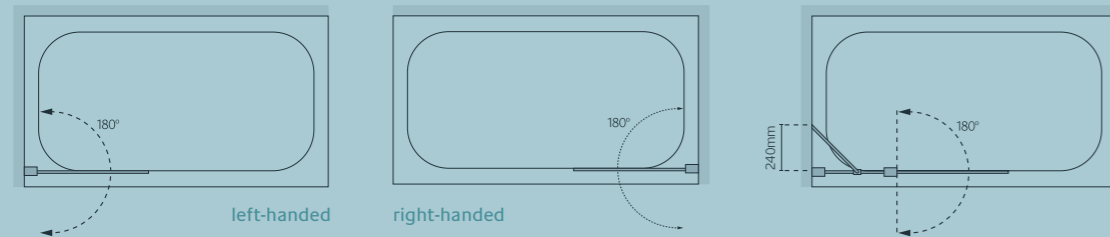
Standard Sizes (width x height)	Width Adjustment	Price Exc. VAT	Price Inc. VAT	Order Code Silver
800 x 1500	800 - 825	£248.00	£297.60	SS50S
800 x 1500	800 - 825	£299.00	£358.80	SS55S (with towel rail)
944 (318 + 626) x 1500	945 - 970	£403.00	£483.60	SS60S
944 (318 + 626) x 1500	945 - 970	£425.00	£510.00	SS66S (with towel rail)

8mm Glass Variant

800 x 1500	800 - 825	£281.00	£327.20	BS850S
------------	-----------	---------	---------	--------

Call Lakes for prices and specifications on our MIRRORED™ finish.

All measurements are in mm



Classic Sculpted Bath Screen

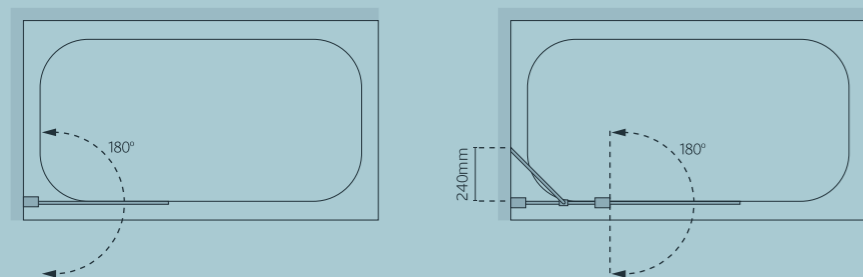
See page 94

Our contemporary sculpted screen provides the perfect shower over your bath. Available as single or double screen and with or without a convenient towel rail.

from £310.80 Inc. VAT

Standard Sizes (width x height)	Width Adjustment	Price Exc. VAT	Price Inc. VAT	Order Code Silver
860 x 1400	860 - 885	£259.00	£310.80	SS30S
860 x 1400	860 - 885	£282.00	£338.40	SS33S (with towel rail)
1175 (375 + 800) x 1400	1175 - 1200	£390.00	£468.00	SS40S
1175 (375 + 800) x 1400	1175 - 1200	£413.00	£495.60	SS44S (with towel rail)

All measurements are in mm



Classic Curved Hinged Bath Screen

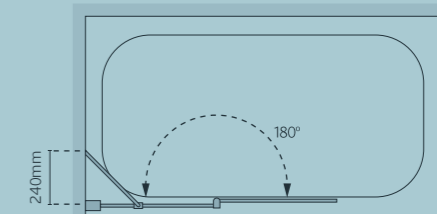
See page 96

Ease of access, elegant curves and effective sealing combine for a practical and stylish bath and shower solution.

from £475.20 Inc. VAT

Overall Size (width x height)	Fixed Panel (width adjustment)	Door (width)	Price Exc. VAT	Price Inc. VAT	Order Code Silver
930 - 955 x 1400	540 - 565	390	£396.00	£475.20	SS120S

All measurements are in mm



Classic Shower Curtain Panel


See page 97

Our shower curtain panel is a fixed short screen that's styled and engineered to perfectly complement the use of a shower curtain by providing an additional barrier from water spray.

from £216.00 Inc. VAT

Standard Sizes (width x height)	Width Adjustment	Price Exc. VAT	Price Inc. VAT	Order Code Silver
300 x 1400	298 - 323	£180.00	£216.00	SS90S
300 x 1500	298 - 323	£192.00	£230.40	SS95S

All measurements are in mm



Classic framed Bath Screens

See page 98

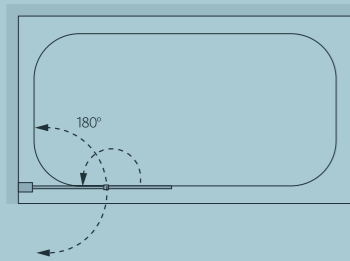
This versatile, practical bath screen is available as a single screen or a double or triple folding option. The four panel concertina design folds all the way back to the wall making it an ideal solution for family life and those precious bath time moments.

from **£411.60 Inc. VAT**

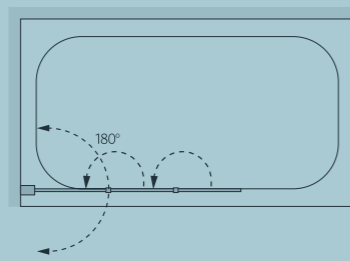
Standard Sizes (width x height)	Width Adjustment	Price Exc. VAT	Price Inc. VAT	Order Code Silver	Order Code White
760 x 1400	760 - 785	£343.00	£411.60	SS70S	SS70W
950 (525 + 425) x 1400	950 - 975	£369.00	£442.80	SS75S	SS75W
1390 (525 + 438 + 427) x 1400	1390 - 1415	£397.00	£476.40	SS80S	SS80W
730 (250 + 166 + 166 + 148) x 1400	730 - 755	£410.00	£492.00	SS85S	SS85W

All measurements are in mm

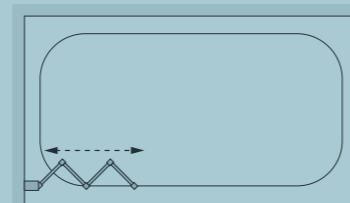
Single/Double Panel



Triple Panel



Four Panel



Lakes Stone

See page 102

Showroom Exclusive

Rectangular, premium stone resin trays with a matt finish and a unique through-colour. Available in a choice of four sizes and three colours.

from **£478.80 Inc. VAT**

Standard Sizes (width x length)	Price Exc. VAT	Price Inc. VAT	Order Code Anthracite	Order Code Cotswold Grey	Order Code White
800 x 1000	£399.00	£478.80	QZTR8010AN	QZTR8010CE	QZTR8010BL
800 x 1200	£472.00	£566.40	QZTR8012AN	QZTR8012CE	QZTR8012BL
900 x 1200	£513.00	£615.60	QZTR9012AN	QZTR9012CE	QZTR9012BL
900 x 1400	£582.00	£698.40	QZTR9014AN	QZTR9014CE	QZTR9014BL

All measurements are in mm



Traditional Stone Resin Trays See page 105

Please note: There is an additional £10 delivery charge when ordering a single tray without an enclosure.

Low Profile

Tray Type	Product Code	Size (mm)	Additional Information	Material	Exc. VAT	Inc. VAT
QUADRANT (550mm Radius) Low Profile complete with 90mm waste	AATQ88	800 x 800	Corner Waste	ABS stone	£166.00	£199.20
	AATQ99	900 x 900		ABS stone	£179.00	£214.80
OFFSET QUADRANT (550mm Radius) Low Profile complete with 90mm waste	AATQ9076L	900 x 760	Left Hand Corner Waste	ABS stone	£217.00	£260.40
	AATQ9076R	900 x 760	Right Hand Corner Waste	ABS stone	£217.00	£260.40
	AATQ8010L	1000 x 800	Left Hand Corner Waste	ABS stone	£228.00	£273.60
	AATQ8010R	1000 X 800	Right Hand Corner Waste	ABS stone	£228.00	£273.60
	AATQ8012L	1200 X 800	Left Hand Corner Waste	ABS stone	£249.00	£298.80
	AATQ8012R	1200 X 800	Right Hand Corner Waste	ABS stone	£249.00	£298.80
	AATQ9012L	1200 X 900	Left Hand Corner Waste	ABS stone	£253.00	£303.60
	AATQ9012R	1200 X 900	Right Hand Corner Waste	ABS stone	£253.00	£303.60
RECTANGULAR Low Profile complete with 90mm waste	AATR8070	800 x 700	Corner Waste	ABS stone	£119.00	£142.80
	AATR9070	900 x 700		ABS stone	£145.00	£174.00
	AATR9076	900 x 760		ABS stone	£161.00	£193.20
	AATR9080	900 x 800		ABS stone	£172.00	£206.40
	AATR7010	1000 x 700		ABS stone	£178.00	£213.60
	AATR7610	1000 x 760		ABS stone	£186.00	£223.20
	AATR8010	1000 x 800		ABS stone	£188.00	£225.60
	AATR9010	1000 x 900		ABS stone	£202.00	£242.40
	AATR7612	1200 x 760		ABS stone	£205.00	£246.00
	AATR8012	1200 x 800		ABS stone	£212.00	£254.40
	AATR9012	1200 x 900		ABS stone	£223.00	£267.60
	AATR9014	1400 x 900		ABS stone	£346.00	£415.20
	AATR7015	1500 x 700		ABS stone	£403.00	£483.60
	AATR9015	1500 x 900		ABS stone	£415.00	£498.00
	AATR7016	1600 x 700		ABS stone	£419.00	£502.80
	AATR7616	1600 x 760		ABS stone	£419.00	£502.80
	AATR8016	1600 x 800		ABS stone	£443.00	£531.60
	AATR9016	1600 x 900		ABS stone	£460.00	£552.00
	AATR7017	1700 x 700		ABS stone	£501.00	£601.20
	AATR9017	1700 x 900		ABS stone	£552.00	£662.40
SQUARE Low Profile complete with 90mm waste	AATS7676	760 x 760	Corner Waste	ABS stone	£113.00	£135.60
	AATS88	800 x 800		ABS stone	£131.00	£157.20
	AATS99	900 x 900		ABS stone	£164.00	£196.80
	AATS11	1000 x 1000		ABS stone	£222.00	£266.40

Easy-Plumb Kits (suitable for use with all Traditional Stone Resin Trays)

The following Easy-Plumb Kit systems are specifically designed to convert any of the trays on these two pages to a raised installation.

Tray Type	Product Code	Additional Information	Exc. VAT	Inc. VAT
QUADRANT AND OFFSET QUADRANT	AZT-EP-KIT-Q10	Lakes Easy-Plumb Kit suits all Quadrants and Offset Quadrants up to 1000mm in size	£91.00	£109.20
	AZT-EP-KIT-Q12	Lakes Easy-Plumb Kit suits all Quadrants and Offset Quadrants up to 1200mm in size	£91.00	£109.20
SQUARE AND RECTANGULAR	AZT-EP-KIT-SR12	Lakes Easy-Plumb Kit suits all Square and Rectangular trays up to 1200mm in size	£91.00	£109.20
	AZT-EP-KIT-SR17	Lakes Easy-Plumb Kit suits all Square and Rectangular trays up to 1700mm in size	£91.00	£109.20

Standard Height

Tray Type	Product Code	Size (mm)	Additional Information	Material	Exc. VAT	Inc. VAT	
QUADRANT (550mm Radius) Standard Height complete with 50mm waste	ZZTQ88	800 x 800	Corner Waste	ABS stone	£199.00	£238.80	
	ZZTQ99	900 x 900		ABS stone	£209.00	£250.80	
OFFSET QUADRANT (550mm Radius) Standard Height complete with 50mm waste	ZZTQ9076L	900 x 760	Left Hand Corner Waste	ABS stone	£303.00	£363.60	
	ZZTQ9076R	900 x 760	Right Hand Corner Waste	ABS stone	£303.00	£363.60	
	ZZTQ9080L	900 x 800	Left Hand Corner Waste	ABS stone	£280.00	£336.00	
	ZZTQ9080R	900 x 800	Right Hand Corner Waste	ABS stone	£280.00	£336.00	
	ZZTQ8010L	1000 x 800	Left Hand Corner Waste	ABS stone	£305.00	£366.00	
	ZZTQ8010R	1000 x 800	Right Hand Corner Waste	ABS stone	£305.00	£366.00	
	ZZTQ8012L	1200 x 800	Left Hand Corner Waste	ABS stone	£316.00	£379.20	
	ZZTQ8012R	1200 x 800	Right Hand Corner Waste	ABS stone	£316.00	£379.20	
	ZZTQ9012L	1200 x 900	Left Hand Corner Waste	ABS stone	£390.00	£468.00	
	ZZTQ9012R	1200 x 900	Right Hand Corner Waste	ABS stone	£390.00	£468.00	
	RECTANGULAR Standard Height complete with 50mm waste	ZZTR7080	800 x 700	Corner Waste	ABS stone	£225.00	£270.00
		ZZTR7090	900 x 700		ABS stone	£230.00	£276.00
ZZTR9076		900 x 760	ABS stone		£230.00	£276.00	
ZZTR9080		900 x 800	ABS stone		£212.00	£254.40	
ZZTR7010		1000 x 700	ABS stone		£229.00	£274.80	
ZZTR7610		1000 x 760	ABS stone		£229.00	£274.80	
ZZTR8010		1000 x 800	ABS stone		£225.00	£270.00	
ZZTR9010		1000 x 900	ABS stone		£298.00	£357.60	
ZZTR7011		1100 x 700	ABS stone		£248.00	£297.60	
ZZTR7611		1100 x 760	ABS stone		£248.00	£297.60	
ZZTR8011		1100 x 800	ABS stone		£253.00	£303.60	
ZZTR7012		1200 x 700	ABS stone		£270.00	£324.00	
ZZTR7612		1200 x 760	ABS stone		£232.00	£278.40	
ZZTR8012		1200 x 800	ABS stone		£236.00	£283.20	
ZZTR9012		1200 x 900	ABS stone		£249.00	£298.80	
ZZTR1012		1200 x 1000	ABS stone		£325.00	£390.00	
ZZTR8014		1400 x 800	ABS stone		£387.00	£464.40	
ZZTR9014		1400 x 900	ABS stone		£407.00	£488.40	
ZZTR7615		1500 x 760	ABS stone		£395.00	£474.00	
ZZTR8016		1600 x 800	ABS stone		£412.00	£494.40	
ZZTR7017	1700 x 700	ABS stone	£523.00	£627.60			
SQUARE Standard Height complete with 50mm waste	ZZTS77	700 x 700	Corner Waste	ABS stone	£119.00	£142.80	
	ZZTS7676	760 x 760		ABS stone	£121.00	£145.20	
	ZZTS88	800 x 800		ABS stone	£141.00	£169.20	
	ZZTS99	900 x 900		ABS stone	£196.00	£235.20	
	ZZTS11	1000 x 1000		ABS stone	£262.00	£314.40	

Tray Waste

Tray Type	Product Code	Size (mm)	Additional Information	Exc. VAT	Inc. VAT
ALL LOW PROFILE TRAYS	T-WASTE	90mm waste	Suitable for all low profile trays	£28.00	£33.60
ALL STANDARD HEIGHT TRAYS	ZZT-WASTE	50mm waste	Suitable for all standard height trays	£20.00	£24.00

Tray Heights

Low Profile: 45mm approx.
Standard Height: 80mm approx.

Trays with Upstands

Shower trays with upstands are available on request. Contact Lakes for advice.

Wastes

All trays are supplied complete with chrome waste to suit. Waste position is dependent on the type of tray selected. Complies with EN274-1. Contact Lakes for advice.

10 Year Guarantee

All our trays are engineered and manufactured to exacting standards and carry a 10 year guarantee against manufacturing defects.

Contemporary Lightweight Trays (one-man lift) See page 105

Please note: There is an additional £10 delivery charge when ordering a single tray without an enclosure.

Tray Type	Product Code	Size (mm)	Additional Information	Material	Exc. VAT	Inc. VAT
QUADRANT (550mm Radius) Low Profile complete with 90mm waste	TQ88-ELA	800 x 800	Waste on centre of radius	ABS	£153.00	£183.60
	TQ99-ELB	900 x 900		ABS	£164.00	£196.80
	TQ11-ELC	1000 x 1000		ABS	£210.00	£252.00
OFFSET QUADRANT (550mm Radius) Low Profile complete with 90mm waste	TQ9076L-ELD	900 x 760	Waste on centre of radius	ABS	£166.00	£199.20
	TQ9076R-ELE	900 x 760		ABS	£166.00	£199.20
	TQ9080L-ELF	900 x 800		ABS	£166.00	£199.20
	TQ9080R-ELG	900 X 800		ABS	£166.00	£199.20
	TQ8010L-ELH	1000 X 800		ABS	£168.00	£201.60
	TQ8010R-ELI	1000 X 800		ABS	£168.00	£201.60
	TQ8012L-ELJ	1200 X 800		ABS	£198.00	£237.60
RECTANGULAR Low Profile complete with 90mm waste	TQ8012R-ELK	1200 X 800	Waste on centre of long side	ABS	£198.00	£237.60
	TQ9012L-ELL	1200 X 900		ABS	£213.00	£255.60
	TQ9012R-ELM	1200 X 900		ABS	£213.00	£255.60
	TR9076-ELN	900 x 760		ABS	£172.00	£206.40
	TR9080-ELO	900 x 800		ABS	£177.00	£212.40
	TR7010-ELP	1000 x 700		ABS	£177.00	£212.40
	TR7610-ELQ	1000 x 760		ABS	£177.00	£212.40
	TR8010-ELR	1000 x 800		ABS	£185.00	£222.00
	TR9010-ELS	1000 x 900		ABS	£185.00	£222.00
	TR7011-ELT	1100 x 700		ABS	£188.00	£225.60
	TR7611-ELU	1100 x 760		ABS	£188.00	£225.60
	TR8011-ELV	1100 x 800		ABS	£206.00	£247.20
	TR9011-ELW	1100 x 900		ABS	£188.00	£225.60
	TR7012-ELX	1200 x 700		ABS	£188.00	£225.60
	TR7612-ELY	1200 x 760		ABS	£198.00	£237.60
	TR8012-ELZ	1200 x 800		ABS	£198.00	£237.60
	TR9012-EMA	1200 x 900		ABS	£215.00	£258.00
	TR1012-EMB	1200 x 1000		ABS	£228.00	£273.60
	TR8014-EMC	1400 x 800		ABS	£254.00	£304.80
	TR9014-EMD	1400 x 900		ABS	£269.00	£322.80
TR7015-EME	1500 x 700	ABS	£302.00	£362.40		
TR7615-EMF	1500 x 760	ABS	£302.00	£362.40		
TR8015-EMG	1500 x 800	ABS	£311.00	£373.20		
TR9015-EMH	1500 x 900	ABS	£311.00	£373.20		
TR7016-EMI	1600 x 700	ABS	£311.00	£373.20		
TR8016-EMJ	1600 x 800	ABS	£364.00	£436.80		
TR9016-EMK	1600 x 900	ABS	£375.00	£450.00		
*TR7017-EML	1700 x 700	ABS	£378.00	£453.60		
TR7617-EMM	1700 x 760	ABS	£378.00	£453.60		
TR8017-EMN	1700 x 800	ABS	£387.00	£464.40		
TR9017-EMO	1700 x 900	ABS	£398.00	£477.60		
TR1017-EMP	1700 x 1000	ABS	£415.00	£498.00		
TR8018-EMQ	1800 x 800	ABS	£415.00	£498.00		

* Denotes exception Waste on centre of short side

Rectangular trays continued over page.

Tray Type	Product Code	Size (mm)	Additional Information	Material	Exc. VAT	Inc. VAT
RECTANGULAR	TR9018-EMR	1800 x 900	Waste on centre of long side	ABS	£428.00	£513.60
Low Profile complete with 90mm waste	TR1018-EMS	1800 x 1000		ABS	£441.00	£529.20
	TR8020-EMT	2000 x 800		ABS	£441.00	£529.20
	TR9020-EMU	2000 x 900		ABS	£510.00	£612.00
	TR1020-EMV	2000 x 1000	ABS	£495.00	£594.00	
RECTANGULAR With Raised Drying Area	TW9014-EMW	1400 ¹ x 900	Waste on centre of short side (at showering end)	ABS	£299.00	£358.80
	TW8016-EMX	1600 ² x 800		ABS	£325.00	£390.00
Low Profile complete with 90mm waste	TW8017-EMY	1700 ³ x 800		ABS	£345.00	£414.00

¹SHOWER WIDTH 800MM X DRYING LENGTH 600MM

²SHOWER WIDTH 920MM X DRYING LENGTH 680MM

³SHOWER WIDTH 1020MM X DRYING LENGTH 680MM

Tray Type	Product Code	Size (mm)	Additional Information	Material	Exc. VAT	Inc. VAT
SQUARE	TS77-ENB	700 x 700	Waste on centre of tray side	ABS	£120.00	£144.00
Low Profile complete with 90mm waste	TS7676-ENC	760 x 760		ABS	£120.00	£144.00
	TS88-END	800 x 800		ABS	£134.00	£160.80
	TS99-ENE	900 x 900		ABS	£166.00	£199.20
	TS11-ENF	1000 x 1000	ABS	£214.00	£256.80	
PENTAGON Low Profile complete with 90mm waste	TP99-ENG	900 x 900	Waste on centre of diagonal side	ABS	£177.00	£212.40

Easy-Plumb Kits (suitable for use with all Contemporary Lightweight Trays)

The following Easy-Plumb Kit systems are specifically designed to convert any of the trays on these two pages to a raised installation.

Note: tray guarantee requires the use of a base board kit, or suitable alternative fully supported base.

Tray Type	Product Code	Additional Information	Exc. VAT	Inc. VAT
SQUARE, RECTANGULAR AND PENTAGON	T-EP-KIT-ENH	All Square, Pentagon, and Rectangular up to 1200mm	£76.00	£91.20
RECTANGULAR up to 2000mm	T-EP-KIT-ENI	Rectangular >1200mm up to 2000mm	£98.00	£117.60
QUADRANT AND OFFSET QUADRANT	T-EP-KIT-ENJ	All Quadrants and Offset Quadrants	£91.00	£109.20
BASE BOARD	T-EP-KIT-ENK	Base Board Kits recommended for trays over 1200mm*	£122.00	£146.40

*Tray guarantee requires use of this kit or suitable alternative fully supported base.

Tray Waste

Tray Type	Product Code	Size (mm)	Additional Information	Exc. VAT	Inc. VAT
ALL LOW PROFILE TRAYS	T-WASTE	90mm waste	All Low Profile Trays 90mm waste	£28.00	£33.60

Tray Heights

Tray Profile: 45mm approx.

Tray Size Tolerance

Contemporary lightweight trays are manufactured with a standard tolerance (+3 to +9mm) to ensure they always slightly exceed nominal sizes, e.g. 700mm will measure 703 to 709mm at the top surface, 707 to 713mm at base.

Wastes

All trays are supplied complete with chrome waste to suit. Waste position is dependent on the type of tray selected. Complies with EN274-1. Contact Lakes for advice.

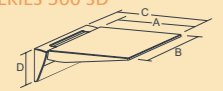
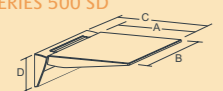
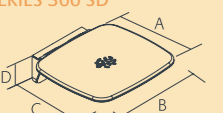
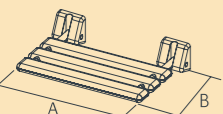
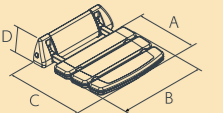
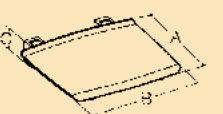

10 Year Guarantee

All our trays are engineered and manufactured to exacting standards and carry a 10 year guarantee against manufacturing defects.

Lakes Additions is a growing suite of additional options for showering spaces to suit your life and style. This versatile range means everyone in the home can enjoy an invigorating shower without compromising on comfort or design.

Shower Seats

All dimensions are in mm

Product	Description	Code	Fixings colour	A	B	C	D	Exc. VAT	Inc. VAT
SERIES 500 SD 	Shower seat	5040SD05PM	Chrome/Grey	400	400	450	115	£425.00	£510.00
		5040SD69PM	Chrome/White	400	400	450	115	£414.00	£496.80
SERIES 500 SD 	Shower seat	5035SD05PM	Chrome/Grey	320	355	370	115	£299.00	£358.80
		5035SD69PM	Chrome/White	320	355	370	115	£287.00	£344.40
SERIES 300 SD 	Shower seat	3020SD31PM	White	330	355	370	105	£159.00	£190.80
		3020SD69PM	Chrome/White	330	355	370	105	£185.00	£222.00
		3020SD05PM	Chrome/Grey	330	355	370	105	£185.00	£222.00
SERIES 200 RD 	Shower seat in Iroko hardwood	002RD31PM	White	489	330	n/a	n/a	£274.00	£328.80
		002RD03PM	Gold	489	330	n/a	n/a	£403.00	£483.60
		002RD05PM	Chrome	489	330	n/a	n/a	£312.00	£374.40
SERIES 200 SD 	Shower seat	0020SD31PM	White	240	350	337	105	£120.00	£144.00
		0020SD29PM	White/Gold	240	350	337	105	£142.00	£170.40
		0020SD69PM	White/Chrome	240	350	337	105	£131.00	£157.20
SERIES 150 RD 	Shower seat	0015RD05	Chrome/grey	325	325	60	n/a	£140.00	£168.00
		0015RD69	Chrome/white	325	325	60	n/a	£135.00	£162.00
ANIMO RD 	Shower seat	0001RD31PE	White	320	320	n/a	n/a	£94.00	£112.80

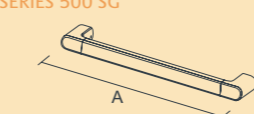
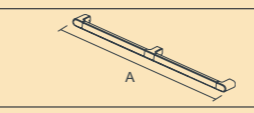
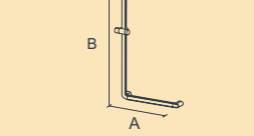
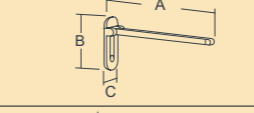

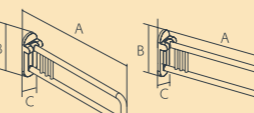
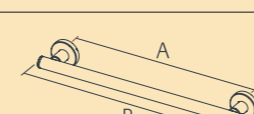
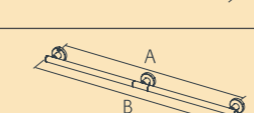
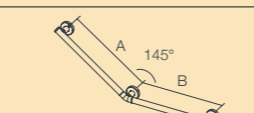
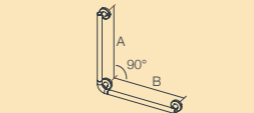
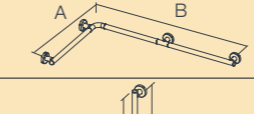
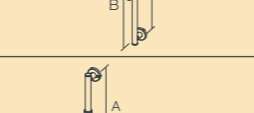
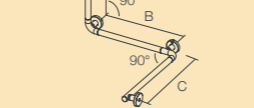

Rails

All dimensions are in mm

Product	Description	Code	Colour	A	B	Exc. VAT	Inc. VAT
SERIES 150 STEEL SG 	Holding handle	3001SG05	Chrome	250	n/a	£122.00	£146.40
		3002SG05	Chrome	450	n/a	£131.00	£157.20
		3003SG05	Chrome	550	n/a	£135.00	£162.00
		3004SG05	Chrome	650	n/a	£140.00	£168.00
	Wall handle 145° reversible	3010SG05	Chrome	580	480	£217.00	£260.40
		3011SG05	Chrome	680	480	£230.00	£276.00
		3012SG05	Chrome	680	580	£241.00	£289.20
	Wall handle 90° reversible	3015SG05	Chrome	600	450	£217.00	£260.40
		3016SG05	Chrome	700	450	£230.00	£276.00
		3017SG05	Chrome	700	550	£241.00	£289.20

Grab Bars & Rails

All dimensions are in mm

Product	Description	Code	Colour	A	B	C	Exc. VAT	Inc. VAT
SERIES 500 SG 	Holding handle	5020SG05PM	Chrome	300	n/a	n/a	£116.00	£139.20
		5021SG05PM	Chrome	400	n/a	n/a	£141.00	£169.20
		5022SG05PM	Chrome	500	n/a	n/a	£147.00	£176.40
		5023SG05PM	Chrome	600	n/a	n/a	£154.00	£184.80
	Wall handrail	5030SG05PM	Chrome	1050	n/a	n/a	£256.00	£307.20
		5032SG05PM	Chrome	1250	n/a	n/a	£280.00	£336.00
	Holding handle 90° with shower holder	5102SG05PM	Chrome	700	1200	n/a	£389.00	£466.80
	Folding handle with unhook mechanism	5401SG05PM	Chrome	650	280	100	£404.00	£484.80
	Folding handle with soft surface, with unhook mechanism	5601SG05PM	Chrome	650	280	100	£456.00	£547.20
SERIES 400 STEEL SG 	Folding support handle (also available as fixed)	4045SG05PM	Chrome	650	280	100	£417.00	£500.40
		4046SG05PM	Chrome	750	280	100	£434.00	£520.80
	Folding support handle with toilet roll holder	4245SG05PM	Chrome	650	280	100	£469.00	£562.80
		4246SG05PM	Chrome	750	280	100	£487.00	£584.40
	Holding handle	4001SG05PM	Chrome	250	330	n/a	£122.00	£164.40
		4002SG05PM	Chrome	450	530	n/a	£131.00	£157.20
		4003SG05PM	Chrome	550	630	n/a	£135.00	£162.00
		4004SG05PM	Chrome	650	730	n/a	£140.00	£168.00
	Wall handrail	4005SG05PM	Chrome	1050	1130	n/a	£217.00	£260.40
		4006SG05PM	Chrome	1150	1230	n/a	£230.00	£276.00
		4007SG05PM	Chrome	1250	1330	n/a	£241.00	£289.20
		4010SG05PM	Chrome	580	480	n/a	£217.00	£260.40
	Wall handle 145° reversible	4011SG05PM	Chrome	680	480	n/a	£230.00	£276.00
		4012SG05PM	Chrome	680	580	n/a	£241.00	£289.20
	Wall handle 90° reversible	4015SG05PM	Chrome	600	450	n/a	£217.00	£260.40
		4016SG05PM	Chrome	700	450	n/a	£230.00	£276.00
	Double shower handrail	4030SG05PM	Chrome	660	1125	n/a	£304.00	£364.80
		4031SG05PM	Chrome	760	1125	n/a	£312.00	£374.40
	Holding handle with shower holder	4050SG05PM	Chrome	800	880	n/a	£194.00	£232.80
		4051SG05PM	Chrome	1000	1080	n/a	£212.00	£254.40
	Wall handrail with shower holder	4060SG05PM	Chrome	800	560	525	£365.00	£438.00
		4061SG05PM	Chrome	1000	560	525	£377.00	£452.40
		4062SG05PM	Chrome	1000	560	775	£393.00	£471.60
		4064SG05PM	Chrome	1200	560	775	£426.00	£511.20

In the detail

Quality is all about detail and whichever solution you choose you'll find real attention has been paid to every aspect of design, function and finish.

Please note: All measurements are approximate and subject to change without prior notification. All product images are for illustration only and subject to change without prior notification.

Frames

Our elegant aluminium frames are available in two distinctive finishes. Choose from anodized polished silver or a clean white powder coated finish where available.

All our Collections, including doors and screen heights are measured from the top of the tray or bath.



Choose from Polished Silver Anodized or White Powder Coated finish where available



Concealed fixings: Included on Island, Walk-In and Coastline Collections - all products except Alassio. Also included on SS100, SS105 and SS130 bath screens.

Safety Glass

All our products are sculpted from toughened glass, approved to BSI EN12150-1 in a range of thicknesses (see product pages).



Toughened Safety Glass

Handles

Smart and practical loop type handles in matching Chrome Plate / White Powder Coat are fitted to all Classic semi-framed products. Our Lakes' branded handles are exclusive to the Bay Series in Coastline (see page 134), and to showering spaces in the Island Collection (see below).



Die cast handle with bright chrome plate for hinged door, Island Collection (see pages 21-25).

Die cast handle with bright chrome plate for the Antigua and Aruba showering spaces, Island Collection (see pages 18-20).

Stainless Steel with Bright Chrome Plate, bow handles (Classic Collection)



Die-cast Loop Handles (Coastline Collection)



Alternative Stainless Steel Loop Handles with Bright Chrome Plate (Classic Collection) SK-130



See pages: 138-143, 146-148 & 150-151



REVERSIBLE

Reversibility

To match your room design the majority of our products, including doors and bath screens

are designed for universal fitting. However, please consult Lakes before ordering to ensure compatibility with site conditions.

Flexibility

Many of our Classic products can be made available in special heights and widths. For more details, please call Lakes.

Bearings

All our sliding door wheels are fitted with robust stainless steel bearings. The top bearings are adjustable to allow for fine tuning of door alignment. The bottom roller bearings feature 'Quick Release' buttons, spring loaded for easy cleaning.



Coastline Collection top wheel (excluding Bay Series).

Adjustability

For the perfect finish, all our Collections have an adjustment for out of true walls built into each wall profile. The full range of tolerance is shown on each specification page.



Adjustable Wall Profiles

Additional Strength

Bracing arms provide additional support, strength and safety for all double panel bath screens and our elegant Walk-In and Shower Screens.



Double Panel Bath Screen Bracing Arm

Bathscreen seals

Over time bathscreen seals can deteriorate and collect a build up of limescale and mould, which can make seals ineffective and unhygienic. To keep your 6mm screen looking and performing at its best just remove the worn seal and replace as new with the easily fitted replacement.



Universal bottom seal for 6mm bath screen hinged panel SS10-SS66. Excludes end caps. £22.80 Inc. VAT S004-780

Optional Ceiling Bracing Kits

W10-040: Available for Walk-In Collection Cannes (p.41) and Marseilles (p.34).

LKSS-C150: Available for Classic Walk-In (p.33) and Classic Shower Screen (p.37).



Ceiling Bracing Kit LKSS-C150



Ceiling Bracing Kit W10-040


Extension Profiles

Our high quality extension profiles can be used to bridge gaps in non-standard sized openings (detailed on relevant product pages).

LK8LEPS - Aluminium Extension Profile for the Walk-In Collection (excluding Alassio) and Island Collection.




8HLEPS - Aluminium Extension Profile for the Coastline Collection (excluding Bay Series)



LEP (S or W) - Aluminium Extension Profile for the Classic Ranges




BAYLEPS - Aluminium Extension Profile for the Bay Series



860-N - Aluminium Extension Profile for Antigua & Aruba, Island Collection. Can be fitted to front of slider door and to side panel on the Aruba. Profile image not shown

Plan your bathroom





LAKES
SHOWERING SPACES

Lakes

Alexandra Way
Ashchurch
Tewkesbury
Gloucestershire GL20 8NB

Tel: 01684 853870
Fax: 01684 857411
Enquiries: info@lakesshoweringspaces.com

lakesshoweringspaces.com

Issue date: January 2021
Stock code: BRLKS-29
© Lakes Bathrooms Limited 2021

[@LakesForLife](https://twitter.com/LakesForLife) [f Lakes4Life](https://www.facebook.com/Lakes4Life)



WINNER
BEST BATHROOM
MANUFACTURER

3 YEARS RUNNING

2018, 2019, 2020